





THE
WORLD
NEEDS
PLAY[®]

AT PLAYWORLD, WE BELIEVE PLAY SHOULD
INSPIRE NEW IDEAS, CREATE OPPORTUNITIES
FOR ALL, AND BUILD A FOUNDATION FOR
COMMUNITIES OF THE FUTURE.





CRAFTSMANSHIP
Our Hallmark

5

FEATURED
Latest Creations

6

GALLERY
Innovative Inspiration

24

INCLUSION
Unite Your Community

38

SCHOOL AGE
Learn Through Play

48

EARLY CHILDHOOD
Fearless Growth

88

112

FREESTANDING

Standout Structures

156

FITNESS & WELLNESS

Focus on Health

162

SITE AMENITIES

Recreation Meets Relaxation

166

COMPONENTS

Daring Combos

200

INDEX

Distinct Details

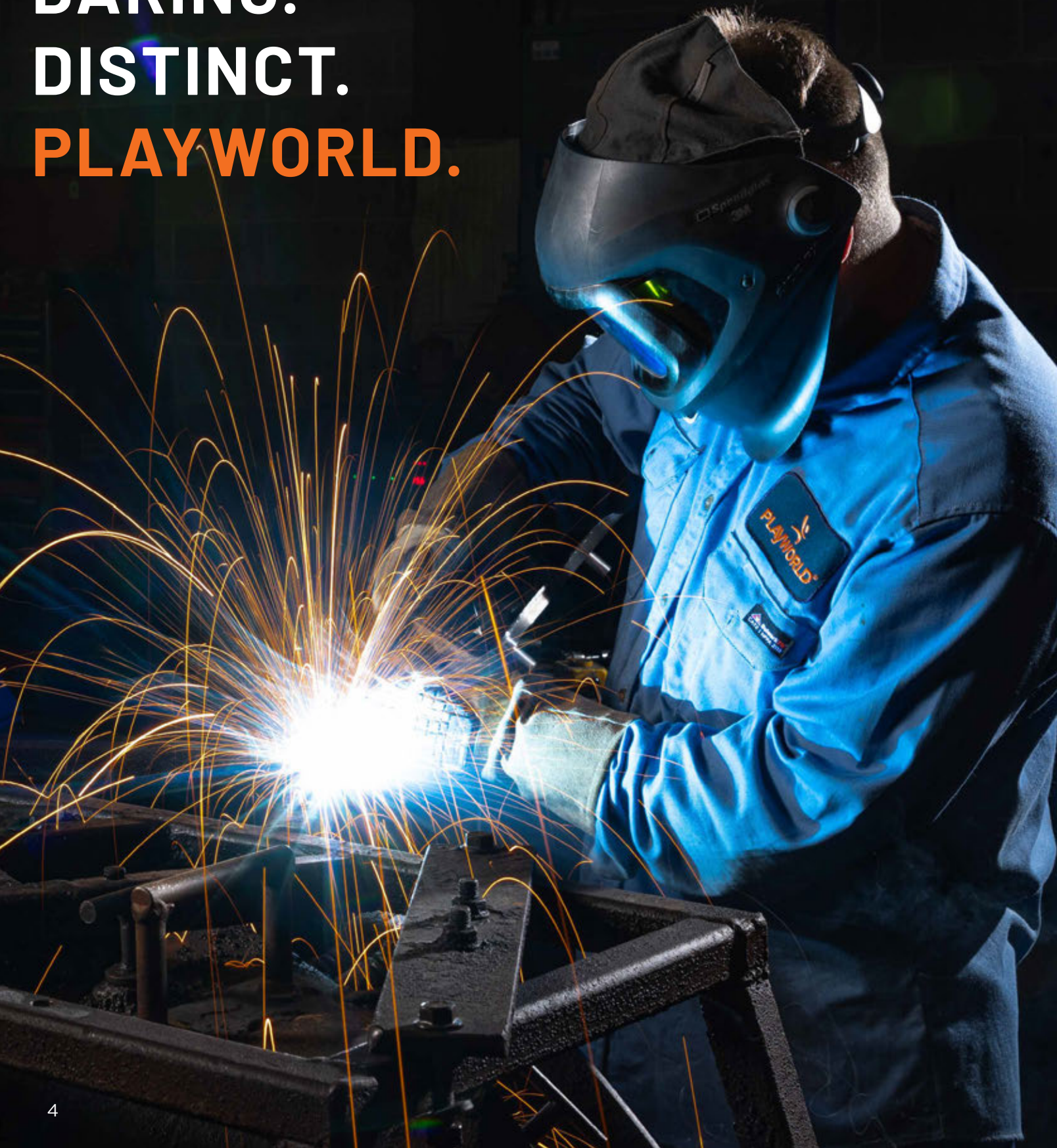
202

COLORS

Striking Shades



**INNOVATIVE.
DARING.
DISTINCT.
PLAYWORLD.**





MASTERS OF CRAFT

From the first cut of metal to the final coat of paint, each step of our process is handled by team members who are passionate about providing quality play to communities like yours. Through expert workmanship, detailed inspection, and rigorous testing, we ensure that durability meets the demands of daring design—after all, our commitment to play value is only as strong as the integrity of our products.



CRAFTING YOUR
PLAYGROUNDS *IN ACTION*







ROPESCAPES™

Inspired by some of the most daring places on earth, RopeScapes™ nourish the intrepid spirit inside each of us. By combining Quito™, Naica™, Tianzi™, and any of our Rope Components, you can open up a world of challenge and adventure to your community.

LEARN MORE AT [PLAYWORLD.COM/ROPESCAPES](https://playworld.com/ropescapes)

ROPESCAPES™ QUITO™

Quito (pronounced KEE-toe) is a freestanding net climber that takes kids on a journey to the center of the web. Inspired by Quito, Ecuador, the capital city closest to the equator and the world's second highest capital city, Quito stands a towering 15.54' (4,74m) high. Its daring, distinctive design offers a commanding, compelling playground presence. Children will feel like geometric spelunkers as they climb, balance, and teeter their way in, over, and through the colorful center. With multiple points of entry, Quito includes an easy passage to the center, as well as a cozy space underneath.

For more Quito see page 135.



LEARN MORE AT
PLAYWORLD.COM/QUITO

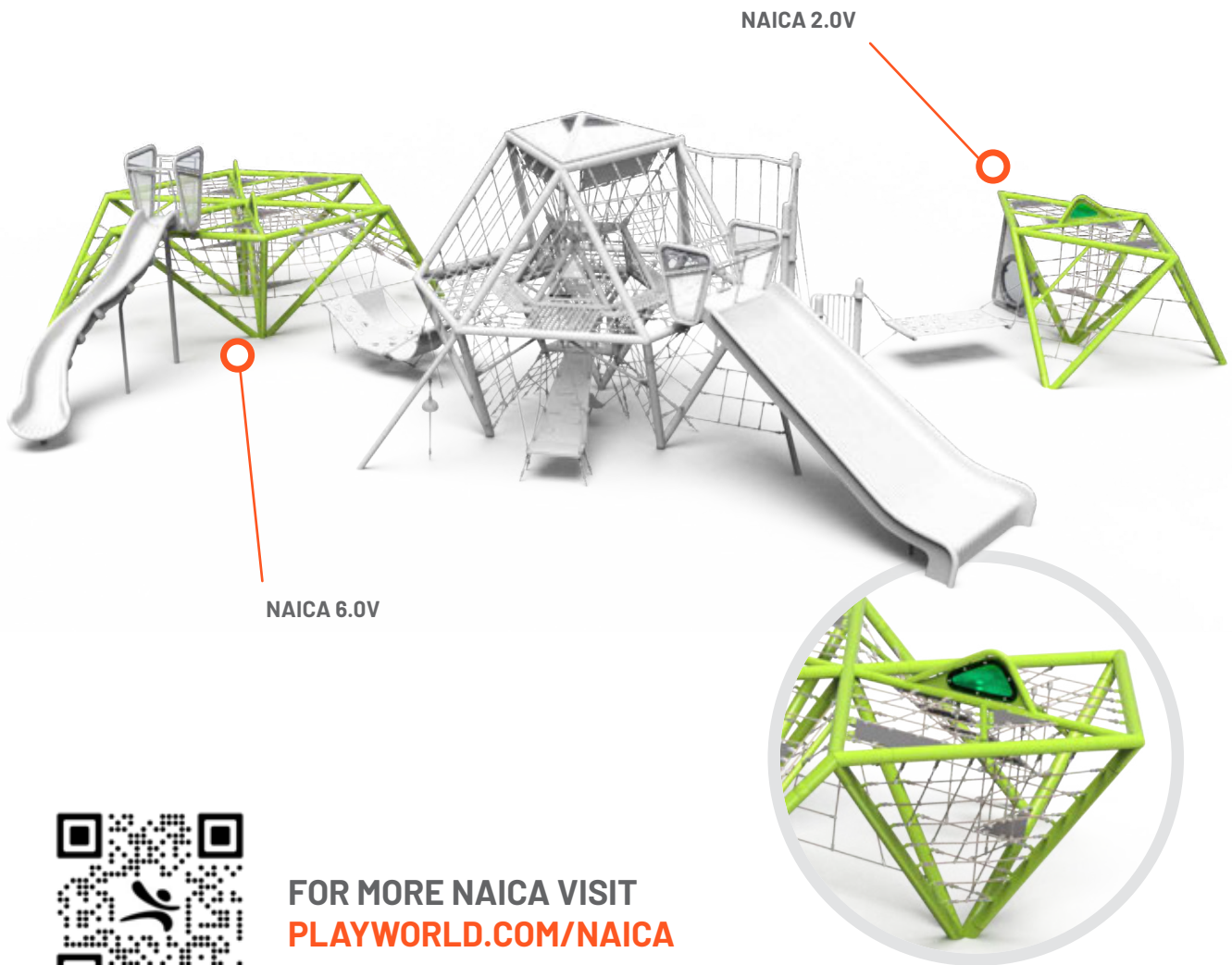




ROPESCAPES™ NAICA™

Inspired by Mexico's Cave of the Crystals, Naica (pronounced Ni'-Ka) combines triangular climbing nets with traditional components to encourage skill development through daring exploration. Its distinctive design, which draws from the subterranean adventure of its namesake, is sure to make Naica the crowning jewel of any playground.

For more Naica, see page 134.



FOR MORE NAICA VISIT
PLAYWORLD.COM/NAICA

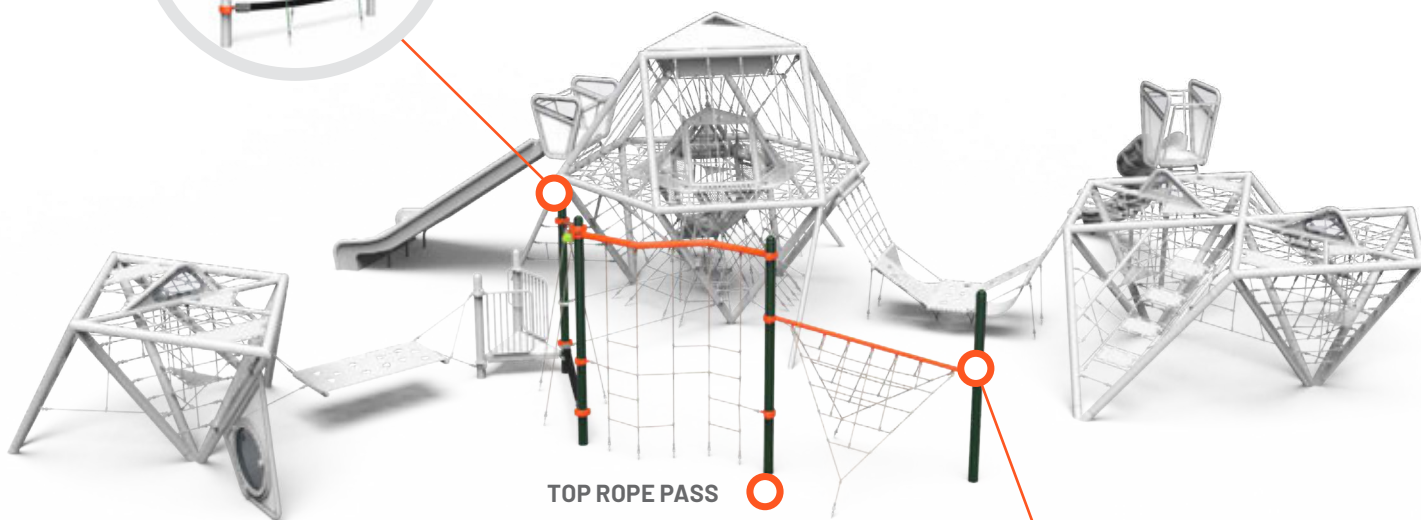
ROPESCAPES™ TIANZI™

With a unique, transferable design, Tianzi (pronounced Tie-ahN-zee) offers a challenging lineup of climbing nets that bond kids through shared challenges and triumphs. Grid-patterned rope, a rubber balance beam, a bell, and colorful flags take the fun to soaring new heights befitting its namesake, the Tianzi Mountain in the Hunan Province of China.

For more Tianzi, see page 136.



PITCH CROSSING



TOP ROPE PASS

TWO-POINT WEDGE




FOR MORE TIANZI VISIT
PLAYWORLD.COM/TIANZI





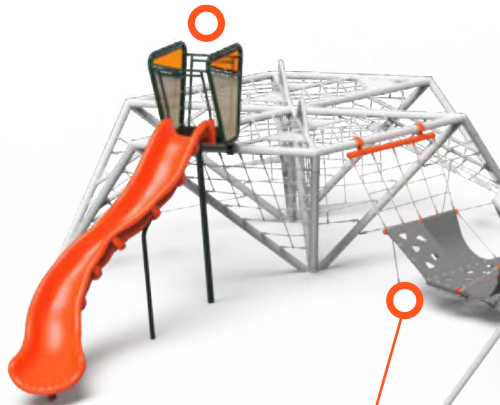
ROPESCAPES™ ROPE COMPONENTS

Our new components offer unforgettable challenges that expand rope-based structures such as Quito, Naica, or Tianzi. With daring, distinct design, each component helps create a play space richer in skill development, community bonding, and play.

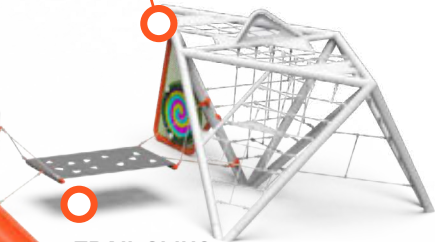


CHROMA WHEEL

SLITHER SLIDE



TRAIL SLING



MIGHTY DESCENT



BASE CAMP

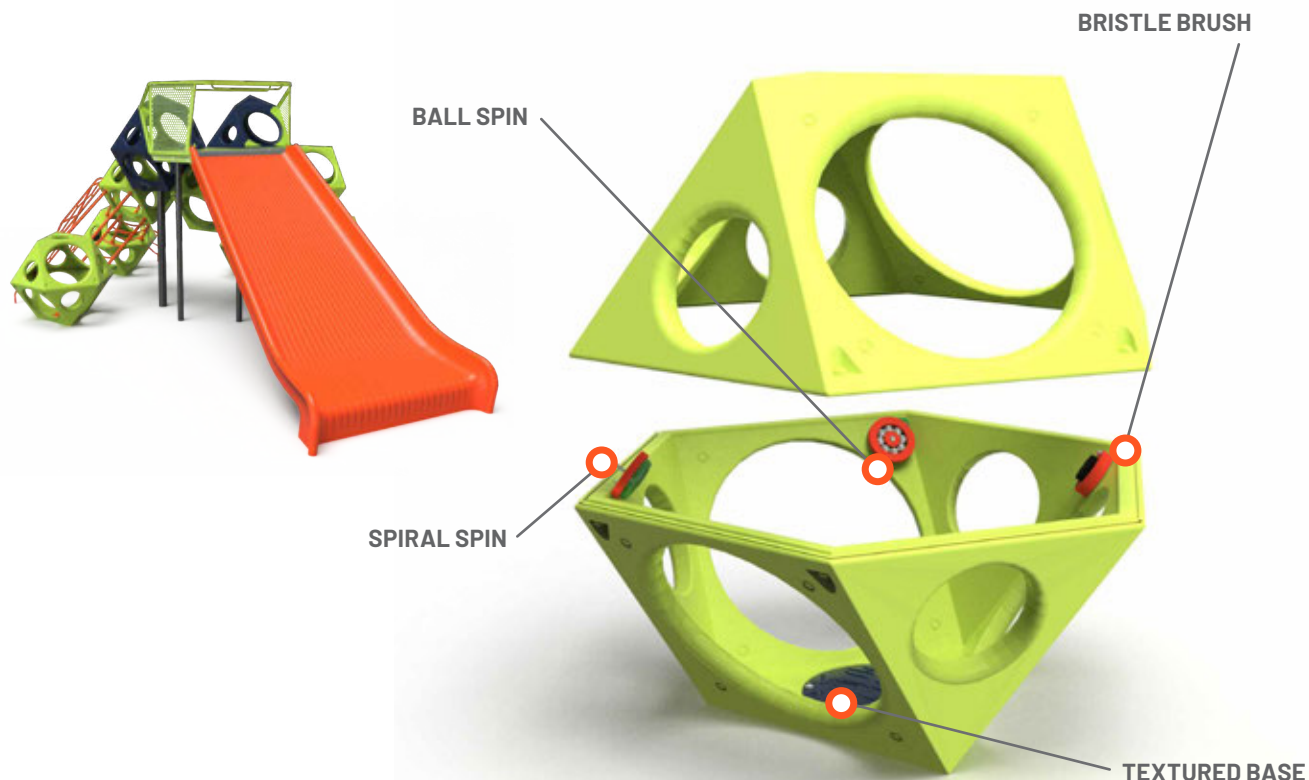


SCAN FOR MORE ROPE COMPONENTS!


PLAYCUBES® SENSORY INSERTS

Our all-new sensory additions and base inserts transform PlayCubes into an environment that kids of all ability levels can experience. Along with a new entrance to Mighty Descent, these components allow kids to collaborate and explore to an even greater degree on new and existing plastic PlayCubes structures.


For more PlayCubes, see page 56.



Sensory Bases



Textured Base




Discovery Base

Sensory Kit 1



Ball Spin



Bristle Brush



Spiral Spin

Sensory Kit 2



Embossed Spin



Hammered Spin



Clicker Press



Unite your community with a redefined classic! Unity® Ring strengthens bonds as friends sit and work together to spin on this angled, freestanding event, or take turns spinning each other from the outside.

UNITY® RING

TAKE YOUR PLAYGROUND TO THE NEXT LEVEL

GAGA PIT

GATHER YOUR FRIENDS
FOR A GAME OF
GAGA BALL!





CUSTOM CONSTRUCTIONS

Build the playground of your dreams with Playworld's Custom Design Team! From themed visuals to local graphics from your community, we use cutting-edge techniques—such as exclusive inlaid designs—to set your playground apart and inspire years of adventure.

Find the perfect fit for your project with double-sided panel options, a full selection of sheet plastic colors, and printed fiberglass inserts. Including custom signs can also enhance the fun, uniting the playground, and your community, through a common theme.



Original Concept

**CONTACT YOUR LOCAL REP FOR MORE
INFO ON CUSTOM PLAYGROUNDS!**

PLAYWORLD.COM/CONTACT





NO CLIMB







ACCESSIBLE WHIRL

PAGE 116

CONE SPINNER

PAGE 117



UNITY® ROCKR
PAGE 120

JULIA'S JUNCTION

British Columbia, Canada
Playworld Representative: Play Envy



SIDEWALK
PAGE 131



NEOS®
PAGE 112



BALANCE TRAX
PAGE 130



AEROGLIDER™
PAGE 166



COZY COCOON
PAGE 118



CRUISE LINE®
PAGE 125







QUITO™ WITH MIGHTY DESCENT
PAGE 135

THE DUNHAM SCHOOL

Baton Rouge, Louisiana

Playworld Representative: Pelican Playgrounds



QUATTRO SEESAW
PAGE 121



SCULPTED PLAY ELEMENTS
PAGE 152



SPINAMI
PAGE 118



PLAYCUBES®
PAGE 56



MIGHTY DESCENT
PAGE 170







PINEY ORCHARD PLAYGROUND

Odenton, Maryland

Playworld Representative: Playground Specialists Inc.





SLITHER SLIDE
PAGE 170



GARDEN SENSORY WALL
PAGE 194



UNITY® TEETER TUNNEL
PAGE 121



DID YOU KNOW?

WE GO BEYOND AMERICANS WITH DISABILITIES ACT (ADA) STANDARDS TO DESIGN INCLUSIVE PLAY SPACES FOR CHILDREN WITH MOBILITY, EMOTIONAL, NEUROLOGICAL, AND INTELLECTUAL NEEDS.

INCLUSION

UNITE YOUR COMMUNITY

8 Keys to Inclusion 38

Inclusive Structures 40





BALANCE TRAX
PAGE 130

1. THE 'COOLEST THING'

Identify the piece of equipment that children will be the most excited about, and ensure it's usable for all.

2. SOCIAL PLAY

Provide play events that stimulate the imagination. Carefully select and place equipment to provide opportunities for solitary, parallel, associative, and cooperative play.

3. SENSORY PLAY

Incorporate activities that engage the auditory, tactile, proprioceptive, visual, and vestibular sensory systems.

4. LEVELS OF CHALLENGE

Choose physical play activities that provide graduated levels of challenge, ensuring all ages and abilities are actively engaged on the playground.

5. ZONES

Invite engagement between children of diverse abilities by locating similar types of equipment in the same area. Set the zones so that they're easily found via an orientation path, which guides people to different areas of play.

6. ROUTES AND MANEUVERABILITY

Routes through the play area should be wide enough for people in wheelchairs to pass one another, and to enter, turn, and exit without difficulty.

7. UNITARY SURFACING

Protective surfacing forms a unitary shock absorbing surface, which makes it easier for wheelchairs and strollers to enter and navigate the play space.

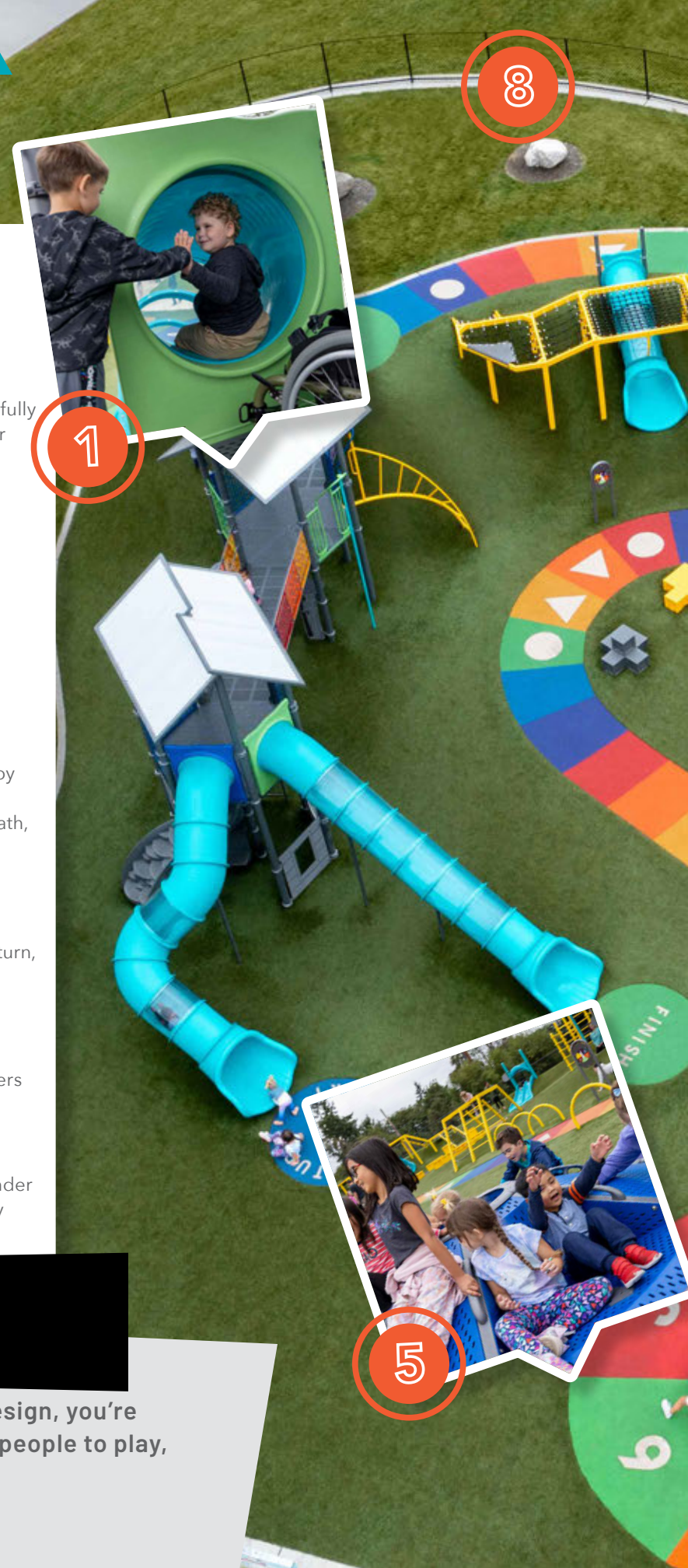
8. FENCING

Important to keep children safe so they don't run or wander out of the play space. A contained play area is especially helpful for those on the autism spectrum.



8 KEYS TO INCLUSION

By using these 8 Keys in your playground design, you're creating a community asset that invites all people to play, learn, and have fun.





2



6



4

3



7

START

INCLUSION'S INFLUENCE

Inclusive designs not only make an impact on the playground, but on the next generation of your community. By creating zones, offering a variety of challenges, and ensuring maneuverability, you're fostering a fun, welcoming environment for all to enjoy in the years to come.

LEARN MORE AT [PLAYWORLD.COM/INCLUSION](https://playworld.com/inclusion)

Fencing

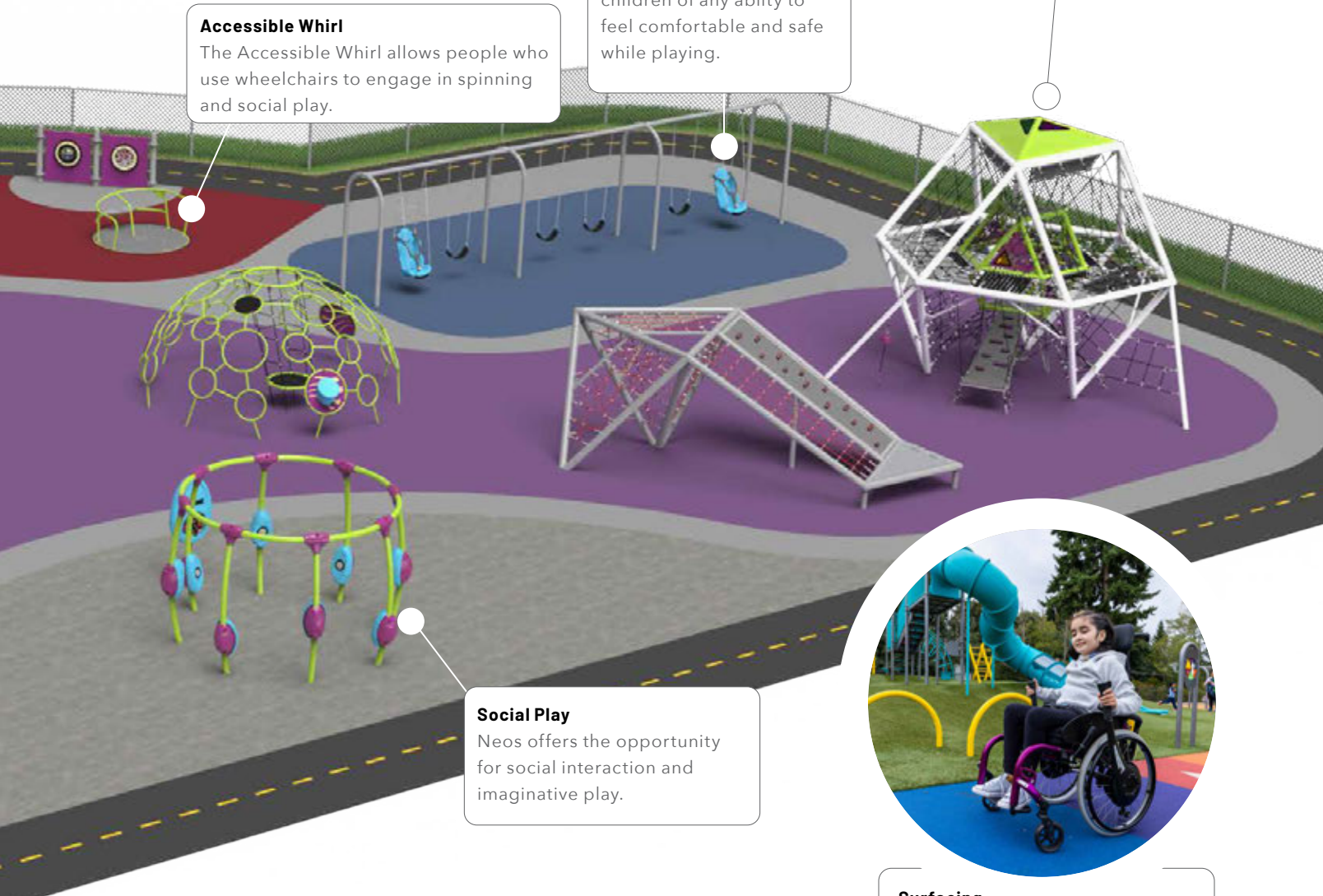
Fencing creates safe boundaries and encourages exploration and independent play.

Inclusive Go-Getter Garden

IDEA-2302 • AGES: 2-12



- Climbing Zone
- Swinging Zone
- Spinning Zone
- Rocking Zone



Accessible Whirl
The Accessible Whirl allows people who use wheelchairs to engage in spinning and social play.

Accessible Swings
Accessible swings allow children of any ability to feel comfortable and safe while playing.

Climbing Challenges
With a variety of climbing structures, the playground offers a range of climbing challenges for children of various abilities.

Social Play
Neos offers the opportunity for social interaction and imaginative play.



Surfacing
Unitary surfacing makes it easy for everyone to maneuver the playground and engage in play.

PRODUCT	ITEM	SPACE REQUIRED	SIZE	FALL HEIGHT	EVENTS	ADA	ASTM F1487	CPSC PUB.325	CAV/CSA 2514	EN1176
Inclusive Go-Getter Garden	IDEA-2302	145' 0" x 91' 0" (44,2m x 27,74m)	25' 8" x 21' 9" x 10' 10" (7,82m x 6,63m x 3,3m)	9' 4" (2,83m)	64	•	•	•	•	

Pricing is for equipment only.

Inclusive Suburbia

IDEA-2300 • AGES: 2-12



PLAYTOWN® PLAYHOUSE

NEOS® 360 ACCESSIBLE



91



112

PRODUCT	ITEM	SPACE REQUIRED	SIZE	FALL HEIGHT	EVENTS	USERS	WEIGHT	AIA	ASTM F1487	CPSC PUB.325	CAN/CSA Z614	EN1176
Inclusive Suburbia	IDEA-2300	90' 0" x 80' 0" (27,43m x 24,38m)	18' 11" x 32' 1" x 12' 10" (5,77m x 9,78m x 3,91m)	6' 8" (2,03m)	78	168	7877 lbs (3573 kg)	•	•	•	•	



Inclusive Peacock Plaza

IDEA-2301 • AGES: 5-12

AEROGLIDER™



166

COZY COCOON™



118

PRODUCT	ITEM	SPACE REQUIRED	SIZE	FALL HEIGHT	EVENTS	USERS	WEIGHT	ADA	ASTM F1487	CPSC PUB.325	CAN./CSA Z614	EN1176
Inclusive Peacock Plaza	IDEA-2301	109' 6" x 75' 0" (33,38m x 22,86m)	64' 3" x 43' 0" x 14' 3" (19,58m x 13,11m x 4,34m)	8' 5" (2,57m)	56	211	15686 lbs (7114 kg)	•	•	•	+	

CUSTOMIZE YOUR DESIGN

Start your inclusive playground with the design shown. Then, add more inclusive products either to the existing layout or to your overall space so you can best fit your community's needs!

LEARN MORE AT PLAYWORLD.COM/INCLUSION



Playmakers® Community Corner

500-2306 • AGES: 5-12

PLAYTOWN® TRUCK



90

117

CONE SPINNER



PRODUCT	ITEM	SPACE REQUIRED	SIZE	FALL HEIGHT	EVENTS	USERS	WEIGHT	ADA	ASTM F1487	EPSC PUB.305	CAN/CSA Z614	EN1176
Playmakers® Community Corner	500-2306	36' 0" x 36' 0" (10,97m x 10,97m)	22' 9" x 28' 10" x 8' 4" (6,93m x 8,79m x 2,54m)	8' 5" (2,57m)	11	43	3794 lbs (1721 kg)	•	•	•	•	
Playmakers® Imagination Station	500-2206	69' 0" x 58' 0" (21,03m x 17,68m)	56' 11" x 45' 2" x 16' 0" (17,35m x 13,77m x 4,88m)	5' 0" (1,52m)	30	183	11529 lbs (5229 kg)	•	•	•	+	



Playmakers® Imagination Station
500-2206 • AGES: 5-12



CUSTOM ADDITIONS

Incorporating custom panels, like the Playground Communication Board, can be a great way to improve the inclusivity of your play space!

DID YOU KNOW?

AS KIDS GET OLDER, IT TAKES A LITTLE MORE TO EXCITE THEM, KEEP THEM ENGAGED, AND SAFELY PUSH THEM OUT OF THEIR COMFORT ZONES. THESE PLAYGROUNDS GO ABOVE AND BEYOND TO ADDRESS THEIR NEEDS.

SCHOOL-AGE LEARN THROUGH PLAY

RopeScapes™ 48

PlayCubes® 56

infiNET™ 62

Unity® Connect 64

Branch Out® 66

Sky Towers® 68

Themed 72

Classic 76

PlaySimple® 85





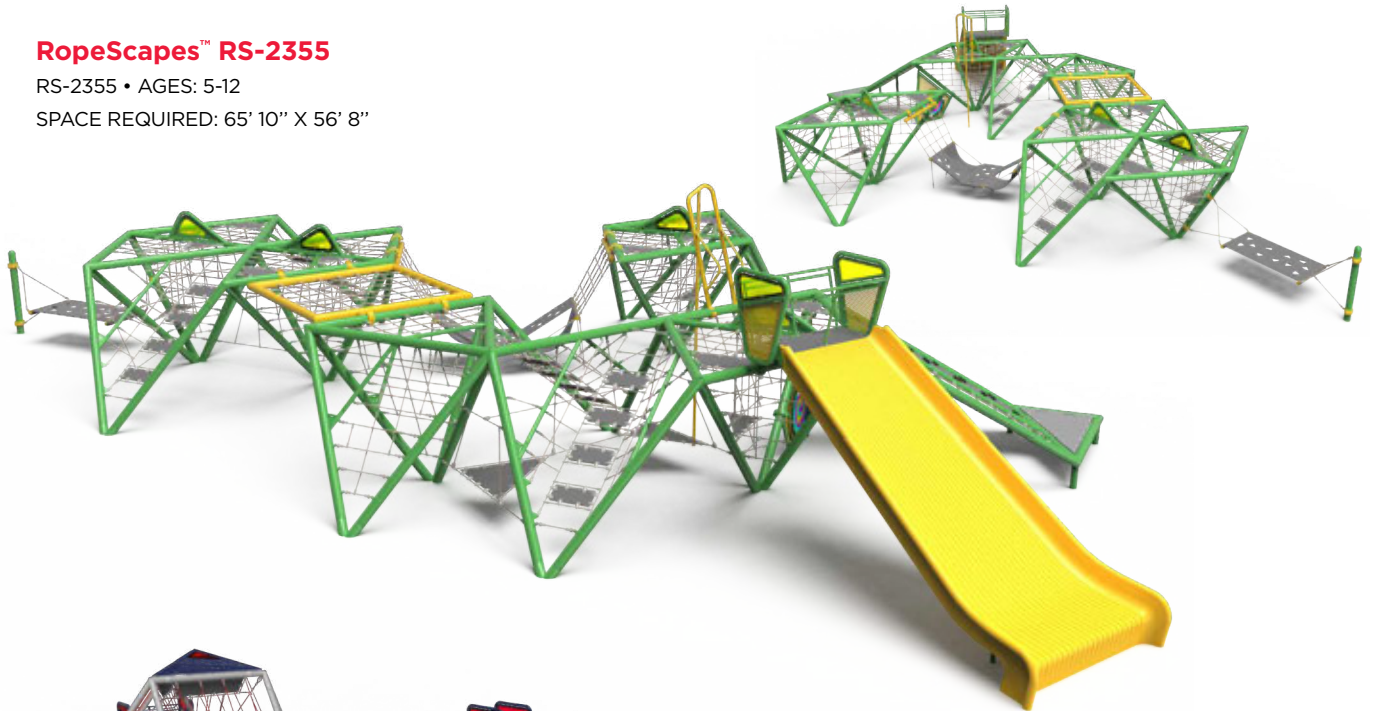


**ROPE
SCAPES
IN ACTION**

RopeScapes™ RS-2355

RS-2355 • AGES: 5-12

SPACE REQUIRED: 65' 10" X 56' 8"



RopeScapes™ RS-2350

RS-2350 • AGES: 5-12 • SPACE REQUIRED: 68' 0" X 40' 0"

PRODUCT	ITEM	SPACE REQUIRED	SIZE	FALL HEIGHT	EVENTS	USERS	WEIGHT	ADA	ASTM F1487	CSA C22.5 P105	EN1176
RopeScapes™ RS-2355	RS-2355	65' 10" x 56' 8" (20,06m x 17,27m)	51' 11" x 44' 4" x 12' 5" (15,83m x 13,51m x 3,79m)	8' 0" (2,44m)	9	88	6888 lbs (3124 kg)	•	•	•	•
RopeScapes™ RS-2350	RS-2350	68' 0" x 40' 0" (20,73m x 12,19m)	52' 8" x 27' 5" x 15' 6" (16,05m x 8,36m x 4,72m)	8' 0" (2,44m)	6	99	7467 lbs (3387 kg)	•	•	•	•

All playgrounds shown are in-ground mount and available as surface mount. Additional ground level components may be required for ADA and ASTM compliance.

Tianzi™ TZ-2325

TZ-2325 • AGES: 5-12


SPACE REQUIRED: 45' 0" X 43' 0"



Tianzi™ TZ-2300

TZ-2300 • AGES: 5-12

SPACE REQUIRED: 21' 6" X 21' 6"



Tianzi™ TZ-2310

TZ-2310 • AGES: 5-12

SPACE REQUIRED: 41' 8" X 33' 8"



PRODUCT	ITEM	SPACE REQUIRED	SIZE	FALL HEIGHT	EVENTS	USERS	WEIGHT	ADA	ASTM F1487	CPSC PUB.325	CAN/CSA Z614	EN1176
Tianzi™ TZ-2325	TZ-2325	45' 0" x 43' 0" (13,72m x 13,11m)	32' 9" x 29' 4" x 15' 6" (9,98m x 8,94m x 4,72m)	8' 0" (2,44m)	6	75	5911 lbs (2681 kg)	•	•	•	•	
Tianzi™ TZ-2300	TZ-2300	21' 6" x 21' 6" (6,55m x 6,55m)	9' 3" x 9' 3" x 13' 8" (2,82m x 2,82m x 4,17m)	6' 11" (2,11m)	1	8	660 lbs (300 kg)	•	•	•	•	
Tianzi™ TZ-2310	TZ-2310	41' 8" x 33' 8" (12,7m x 10,26m)	29' 4" x 21' 3" x 13' 8" (8,94m x 6,48m x 4,17m)	6' 11" (2,11m)	19	44	2033 lbs (922 kg)	•	•	•	•	

+CSA and EN compliant versions available. Playground Installation not included in price. All play equipment must be installed over an appropriate impact absorbing surface that complies with ASTM or CSA standards. See your Playworld representative for more information.



Tianzi™ TZ-2320

TZ-2320 • AGES: 5-12 • SPACE REQUIRED: 46' 6" X 42' 2"

PRODUCT	ITEM	SPACE REQUIRED	SIZE	FALL HEIGHT	EVENTS	USERS	WEIGHT	ADA	ASTM F1487	CPSC PUB.325	CMV/CSA Z614	EN1176
Tianzi™ TZ-2320	TZ-2320	46' 6" x 42' 2" (14,17m x 12,85m)	34' 2" x 29' 10" x 14' 8" (10,42m x 9,09m x 4,47m)	7' 2" (2,19m)	7	36	3054 lbs (1385 kg)	•	•	•	•	



RopeScapes™ RS-2345

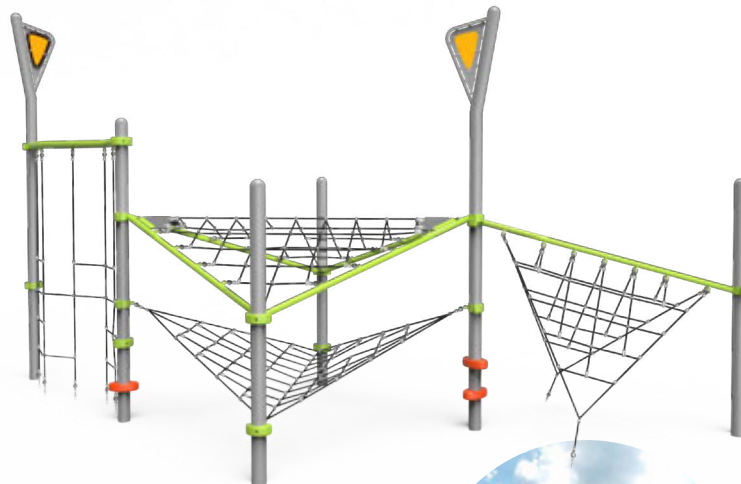
RS-2345 • AGES: 5-12

SPACE REQUIRED: 56' 6" X 53' 6"

Tianzi™ TZ-2305

TZ-2305 • AGES: 5-12

SPACE REQUIRED: 35' 6" X 27' 8"




RopeScapes™ RS-2360

RS-2360 • AGES: 5-12 • SPACE REQUIRED: 67' 8" X 47' 6"

PRODUCT	ITEM	SPACE REQUIRED	SIZE	FALL HEIGHT	EVENTS	USERS	WEIGHT	ADA	ASTM F1487	CPSC PUB. 325	CAN / CSA Z614	EN1176
RopeScapes™ RS-2345	RS-2345	56' 6" x 53' 6" (17,22m x 16,31m)	44' 1" x 41' 0" x 8' 8" (13,44m x 12,5m x 2,64m)	7' 2" (2,19m)	7	78	5865 lbs (2660 kg)	•	•	•	•	
Tianzi™ TZ-2305	TZ-2305	35' 6" x 27' 8" (10,82m x 8,43m)	23' 2" x 15' 4" x 14' 8" (7,06m x 4,67m x 4,47m)	6' 11" (2,11m)	6	17	1120 lbs (508 kg)	•	•	•	•	
RopeScapes™ RS-2360	RS-2360	67' 8" x 47' 6" (20,63m x 14,48m)	55' 0" x 35' 1" x 15' 6" (16,76m x 10,69m x 4,72m)	8' 0" (2,44m)	7	118	8596 lbs (3899 kg)	•	•	•	•	

+CSA and EN compliant versions available. Playground Installation not included in price. All play equipment must be installed over an appropriate impact absorbing surface that complies with ASTM or CSA standards. See your Playworld representative for more information.



RopeScapes™ RS-2315

RS-2315 • AGES: 5-12


SPACE REQUIRED: 43' 0" X 34' 8"



RopeScapes™ RS-2325

RS-2325 • AGES: 5-12

SPACE REQUIRED: 55' 10" X 40' 6"




RopeScapes™ RS-2355

RS-2355 • AGES: 5-12

SPACE REQUIRED: 65' 10" X 56' 8"

PRODUCT	ITEM	SPACE REQUIRED	SIZE	FALL HEIGHT	EVENTS	USERS	WEIGHT	ADA	ASTM F1497	CPSC PUB.325	ICC/CSA 2614	EN1176
RopeScapes™ RS-2315	RS-2315	43' 0" x 34' 8" (13,11m x 10,57m)	28' 11" x 22' 9" x 15' 6" (8,81m x 6,93m x 4,72m)	8' 0" (2,44m)	3	58	4918 lbs (2231 kg)	•	•	•	•	
RopeScapes™ RS-2325	RS-2325	55' 10" x 40' 6" (17,02m x 12,34m)	43' 2" x 27' 0" x 12' 5" (13,16m x 8,23m x 3,79m)	8' 0" (2,44m)	6	37	4236 lbs (1921 kg)	•	•	•	•	
RopeScapes™ RS-2355	RS-2355	65' 10" x 56' 8" (20,06m x 17,27m)	51' 11" x 44' 4" x 12' 5" (15,83m x 13,51m x 3,79m)	8' 0" (2,44m)	9	88	6888 lbs (3124 kg)	•	•	•	•	

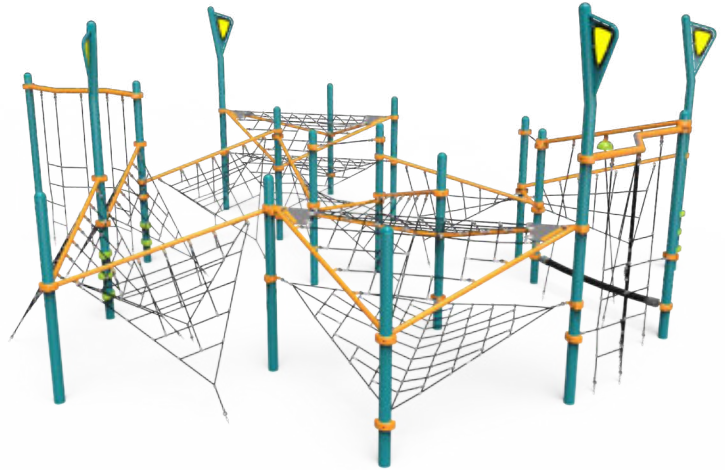


RopeScapes™ RS-2340

RS-2340 • AGES: 5-12 • SPACE REQUIRED: 47' 0" X 68' 0"

PRODUCT	ITEM	SPACE REQUIRED	SIZE	FALL HEIGHT	EVENTS	USERS	WEIGHT	ADA	ASTM F1487	CSA C224	EN 1176
RopeScapes™ RS-2340	RS-2340	47' 0" x 68' 0" (14,33m x 20,73m)	34' 3" x 54' 1" x 12' 5" (10,44m x 16,48m x 3,79m)	8' 0" (2,44m)	6	64	5783 lbs (2623 kg)	•	•	•	•

+CSA and EN compliant versions available. Playground Installation not included in price. All play equipment must be installed over an appropriate impact absorbing surface that complies with ASTM or CSA standards. See your Playworld representative for more information.



Tianzi™ TZ-2315

TZ-2315 • AGES: 5-12

SPACE REQUIRED: 46' 0" X 46' 8"



RopeScapes™ RS-2305

RS-2305 • AGES: 5-12

SPACE REQUIRED: 45' 10" X 33' 6"



RopeScapes™ RS-2310

RS-2310 • AGES: 5-12

SPACE REQUIRED: 46' 4" X 40' 0"

RopeScapes™ RS-2335

RS-2335 • AGES: 5-12

SPACE REQUIRED: 55' 4" X 43' 4"



PRODUCT	ITEM	SPACE REQUIRED	SIZE	FALL HEIGHT	EVENTS	USERS	WEIGHT	ADA	ASTM F1487	CPSIC PUB. 325	CAN./CSA Z614	BH1176
Tianzi™ TZ-2315	TZ-2315	46' 0" x 46' 8" (14,02m x 14,23m)	33' 11" x 34' 5" x 14' 8" (10,34m x 10,49m x 4,47m)	6' 11" (2,11m)	19	58	3452 lbs (1566 kg)	•	•	•	•	
RopeScapes™ RS-2305	RS-2305	45' 10" x 33' 6" (13,97m x 10,21m)	31' 3" x 21' 0" x 11' 10" (9,53m x 6,4m x 3,61m)	8' 0" (2,44m)	3	19	2069 lbs (939 kg)	•	•	•	•	
RopeScapes™ RS-2310	RS-2310	46' 4" x 40' 0" (14,12m x 12,19m)	34' 0" x 25' 10" x 11' 10" (10,36m x 7,87m x 3,61m)	8' 0" (2,44m)	6	51	3816 lbs (1731 kg)	•	•	•	•	
RopeScapes™ RS-2335	RS-2335	55' 4" x 43' 4" (16,86m x 13,21m)	43' 1" x 29' 1" x 12' 5" (13,13m x 8,86m x 3,79m)	8' 0" (2,44m)	7	61	5015 lbs (2274 kg)	•	•	•	•	

All playgrounds shown are in-ground mount and available as surface mount. Additional ground level components may be required for ADA and ASTM compliance.



PlayCubes® 10.1CSL

PLAYCUBES-10.1CSL • AGES: 5-12 • SPACE REQUIRED: 32' 4" X 42' 4"

PlayCubes® 8.OSL

PLAYCUBES-8SL • AGES: 5-12
SPACE REQUIRED: 27' 0" X 33' 6"



PRODUCT	ITEM	SPACE REQUIRED	SIZE	FALL HEIGHT	EVENTS	USERS	WEIGHT	ADA	ASTM F1487	CPSC PUB.325	CAN/CSA Z614	EN1176
PlayCubes® 10.1CSL	PLAYCUBES-10.1CSL	32' 4" x 42' 4" (9,85m x 12,9m)	19' 11" x 28' 3" x 11' 4" (6,07m x 8,61m x 3,45m)	8' 4" (2,54m)	22	59	2538 lbs (1151 kg)	•	•	•	•	
PlayCubes® 8.OSL	PLAYCUBES-8SL	27' 0" x 33' 6" (8,23m x 10,21m)	14' 11" x 21' 6" x 10' 10" (4,55m x 6,55m x 3,3m)	8' 5" (2,57m)	9	33	1260 lbs (572 kg)	•	•	•	•	+
PlayCubes® 8.OSLM (Metal)	PLAYCUBES-8SLM	27' 2" x 34' 0" (8,28m x 10,36m)	14' 11" x 21' 10" x 10' 9" (4,55m x 6,65m x 3,28m)	8' 6" (2,59m)	9	33	2702 lbs (1226 kg)	•	•	•	•	•

+CSA and EN compliant versions available.

All play equipment must be installed over an appropriate impact absorbing surface that complies with ASTM or CSA standards. See your Playworld representative for more information.



Sensory Kit 1



Ball Spin



Bristle Brush



Spiral Spin

Sensory Kit 2



Embossed Spin




Hammered Spin

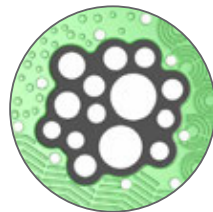


Clicker Press

Sensory Bases



Textured Base



Discovery Base

PRODUCT	ITEM	SIZE	EVENTS	USERS	WEIGHT	ADA	ASTM F1487	CPSC PUB.325	CAN/CSA Z614	EN1176
PlayCubes® Sensory Kit #1	ZZUN8722	-	3	3	7 lbs (3 kg)	•	•	•	•	•
PlayCubes® Sensory Kit #2	ZZUN8723	-	3	3	6 lbs (3 kg)	•	•	•	•	•
PlayCubes® Textured Base	ZZUN8724	1'3" x 1'3"	-	-	7 lbs (3 kg)	•	•	•	•	•
PlayCubes® Discovery Base	ZZUN8725	1'3" x 1'3"	-	-	7 lbs (3 kg)	•	•	•	•	•

All playgrounds shown are in-ground mount and available as surface mount. Additional ground level components may be required for ADA and ASTM compliance.





PlayCubes® 1.0M

PLAYCUBES-1M • AGES: 2-12
SPACE REQUIRED: 16' 4" X 17' 0"



PlayCubes® 4.0

PLAYCUBES-4 • AGES: 5-12 • SPACE REQUIRED: 22' 0" X 20' 8"



PlayCubes® 10.0M

PLAYCUBES-10M • AGES: 5-12 • SPACE REQUIRED: 32' 0" X 25' 0"

PRODUCT	ITEM	SPACE REQUIRED	SIZE	FALL HEIGHT	EVENTS	USERS	WEIGHT	ADA	ASTM F1487	CPSC PUB.325	CAN/CSA Z614	EN1176
PlayCubes® 1.0M (Metal)	PLAYCUBES-1M	16' 4" x 17' 0" (4,98m x 5,18m)	4' 4" x 4' 11" x 4' 2" (1,32m x 1,5m x 1,27m)	4' 2" (1,27m)	1	4	335 lbs (152 kg)	•	•	•	•	•
PlayCubes® 1.0	PLAYCUBES-1	16' 4" x 16' 11" (4,98m x 5,16m)	4' 4" x 4' 11" x 4' 1" (1,32m x 1,5m x 1,24m)	4' 1" (1,24m)	1	4	153 lbs (70 kg)	•	•	•	•	•
PlayCubes® 4.0M (Metal)	PLAYCUBES-4M	22' 0" x 20' 8" (6,71m x 6,3m)	9' 11" x 8' 8" x 6' 2" (3,02m x 2,64m x 1,88m)	6' 2" (1,88m)	4	15	1242 lbs (563 kg)	•	•	•	•	•
PlayCubes® 4.0	PLAYCUBES-4	22' 0" x 20' 8" (6,71m x 6,3m)	9' 11" x 8' 8" x 6' 2" (3,02m x 2,64m x 1,88m)	6' 2" (1,88m)	4	15	556 lbs (252 kg)	•	•	•	•	+
PlayCubes® 10.0M (Metal)	PLAYCUBES-10M	32' 0" x 25' 0" (9,75m x 7,62m)	19' 11" x 12' 11" x 8' 3" (6,07m x 3,94m x 2,51m)	8' 3" (2,51m)	10	36	2962 lbs (1343 kg)	•	•	•	•	•
PlayCubes® 10.0	PLAYCUBES-10	31' 11" x 25' 0" (9,73m x 7,62m)	19' 11" x 12' 11" x 8' 2" (6,07m x 3,94m x 2,49m)	8' 2" (2,49m)	10	36	1269 lbs (576 kg)	•	•	•	•	+

+CSA and EN compliant versions available. Playground Installation not included in price. All play equipment must be installed over an appropriate impact absorbing surface that complies with ASTM or CSA standards. See your Playworld representative for more information.



PlayCubes® 12.0SL

PLAYCUBES-12SL • AGES: 5-12

SPACE REQUIRED: 32' 0" X 42' 0"



PlayCubes® 27.0

PLAYCUBES-27 • AGES: 5-12 • SPACE REQUIRED: 37' 0" X 33' 8"


PRODUCT	ITEM	SPACE REQUIRED	SIZE	FALL HEIGHT	EVENTS	USERS	WEIGHT	ADA	ASTM F1487	CPSC PUB. 329	CAN./CSA Z614	EN1176
PlayCubes® 12.0SL	PLAYCUBES-12SL	32' 0" x 42' 0" (9,75m x 12,8m)	19' 11" x 28' 0" x 11' 4" (6,07m x 8,53m x 3,45m)	8' 4" (2,54m)	19	57	2531 lbs (1148 kg)	•	•	•	•	
PlayCubes® 27.0	PLAYCUBES-27	37' 0" x 33' 8" (11,28m x 10,26m)	24' 11" x 21' 7" x 12' 10" (7,6m x 6,58m x 3,91m)	10' 5" (3,18m)	27	92	3308 lbs (1501 kg)	•	•	•	•	

All playgrounds shown are in-ground mount and available as surface mount. Additional ground level components may be required for ADA and ASTM compliance.



PlayCubes® 10.0CSL

PLAYCUBES-10CSL • AGES: 5-12 • SPACE REQUIRED: 45' 6" X 34' 0"




PlayCubes® 5.0MCN

PLAYCUBES-5MCN • AGES: 5-12 •
SPACE REQUIRED: 36' 8" X 29' 10"


PRODUCT	ITEM	SPACE REQUIRED	SIZE	FALL HEIGHT	EVENTS	USERS	WEIGHT	ADA	ASTM F1487	CPSC PUB. 325	CAV/CSA 2614	EN1176
PlayCubes® 10.0CSL	PLAYCUBES-10CSL	45' 6" x 34' 0" (13,87m x 10,36m)	33' 3" x 21' 9" x 10' 10" (10,13m x 6,63m x 3,3m)	8' 5" (2,57m)	23	66	2042 lbs (927 kg)	•	•	•	•	+
PlayCubes® 5.0MCN (Metal)	PLAYCUBES-5MCN	36' 8" x 29' 10" (11,18m x 9,09m)	24' 7" x 17' 8" x 4' 3" (7,49m x 5,39m x 1,3m)	4' 3" (1,3m)	12	32	1969 lbs (893 kg)	•	•	•	•	•

+CSA and EN compliant versions available. Playground Installation not included in price.
All play equipment must be installed over an appropriate impact absorbing surface that complies with ASTM or CSA standards. See your Playworld representative for more information.



PlayCubes® 1.1C

PLAYCUBES-1.1C • AGES: 5-12
SPACE REQUIRED: 24' 8" X 24' 2"



PlayCubes® 4.0C

PLAYCUBES-4C • AGES: 5-12
SPACE REQUIRED: 27' 10" X 26' 10"



PlayCubes® 3.0N

PLAYCUBES-3N • AGES: 2-12 • SPACE REQUIRED: 25' 10" X 24' 2"



PRODUCT	ITEM	SPACE REQUIRED	SIZE	FALL HEIGHT	EVENTS	USERS	WEIGHT	ADA	ASTM F1487	CPSC PUB.325	CAN./CSA Z614	EN1176
PlayCubes® 1.1C	PLAYCUBES-1.1C	24' 8" x 24' 2" (7,52m x 7,37m)	12' 6" x 12' 0" x 8' 2" (3,81m x 3,66m x 2,49m)	8' 2" (2,49m)	4	9	362 lbs (165 kg)	•	•	•	•	•
PlayCubes® 4.0C	PLAYCUBES-4C	27' 10" x 26' 10" (8,48m x 8,18m)	15' 8" x 14' 8" x 8' 2" (4,78m x 4,47m x 2,49m)	8' 2" (2,49m)	10	27	728 lbs (330 kg)	•	•	•	•	+
PlayCubes® 3.0N	PLAYCUBES-3N	25' 10" x 24' 2" (7,87m x 7,37m)	13' 8" x 11' 11" x 4' 1" (4,17m x 3,63m x 1,24m)	4' 1" (1,24m)	4	16	607 lbs (276 kg)	•	•	•	•	•

All playgrounds shown are in-ground mount and available as surface mount. Additional ground level components may be required for ADA and ASTM compliance.



infiNET™ INET-2200

INET-2200 • AGES: 5-12 • SPACE REQUIRED: 76' 6" X 62' 4"



infiNET™ INET-2210

INET-2210 • AGES: 5-12 • SPACE REQUIRED: 61' 10" X 54' 4"

PRODUCT	ITEM	SPACE REQUIRED	SIZE	FALL HEIGHT	EVENTS	USERS	WEIGHT	ADA	ASTM F1487	CFPS PUB.325	CAN/CSA Z614	EN1176
infiNET™ INET-2200	INET-2200	76' 6" x 62' 4" (23,32m x 19m)	59' 11" x 50' 0" x 18' 2" (18,26m x 15,24m x 5,54m)	8' 0" (2,44m)	16	74	5693 lbs (2582 kg)	•	•	•	+	
infiNET™ INET-2210	INET-2210	61' 10" x 54' 4" (18,85m x 16,56m)	48' 2" x 41' 11" x 16' 0" (14,68m x 12,78m x 4,88m)	8' 2" (2,49m)	23	104	7188 lbs (3260 kg)	•	•	•	+	

+CSA and EN compliant versions available. Playground Installation not included in price. All play equipment must be installed over an appropriate impact absorbing surface that complies with ASTM or CSA standards. See your Playworld representative for more information.







Unity® Connect UC-1725

UC-1725 • AGES: 5-12 • SPACE REQUIRED: 40' 4" X 29' 4"



Unity® Connect UC-1900

UC-1900 • AGES: 5-12 • SPACE REQUIRED: 44' 4" X 31' 2"



Unity® Connect UC-2025

UC-2025 • AGES: 5-12 • SPACE REQUIRED: 44' 2" X 39' 10"



Unity® Connect UC-2010

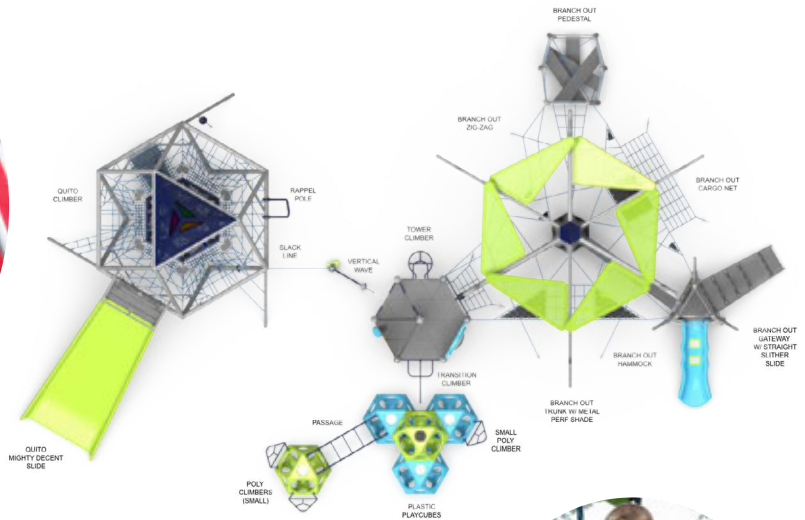
UC-2010 • AGES: 5-12 • SPACE REQUIRED: 30' 0" X 33' 4"



Unity® Connect UC-1730

UC-1730 • AGES: 5-12 • SPACE REQUIRED: 34' 10" X 27' 11"

PRODUCT	ITEM	SPACE REQUIRED	SIZE	FALL HEIGHT	EVENTS	USERS	WEIGHT	ADA	ASTM F1487	EPSC PUB.325	CMV/CSA 2614	BH176
Unity® Connect UC-1725	UC-1725	40' 4" x 29' 4" (12,29m x 8,94m)	28' 3" x 17' 3" x 12' 10" (8,61m x 5,26m x 3,91m)	8' 2" (2,49m)	8	49	1594 lbs (723 kg)	•	•	•	•	•
Unity® Connect UC-1900	UC-1900	44' 4" x 31' 2" (13,51m x 9,5m)	32' 1" x 18' 11" x 12' 10" (9,78m x 5,77m x 3,91m)	6' 7" (2,01m)	9	54	1824 lbs (827 kg)	•	•	•	•	•
Unity® Connect UC-2025	UC-2025	44' 2" x 39' 10" (13,46m x 12,14m)	19' 0" x 21' 1" x 12' 10" (5,79m x 6,43m x 3,91m)	7' 2" (2,19m)	10	83	2709 lbs (1229 kg)	•	•	•	•	•
Unity® Connect UC-2010	UC-2010	30' 0" x 33' 4" (9,14m x 10,16m)	17' 9" x 21' 1" x 12' 10" (5,41m x 6,43m x 3,91m)	6' 1" (1,85m)	5	26	1398 lbs (634 kg)	•	•	•	•	•
Unity® Connect UC-1730	UC-1730	34' 10" x 27' 11" (10,62m x 8,51m)	22' 9" x 15' 11" x 14' 9" (6,93m x 4,85m x 4,5m)	8' 2" (2,49m)	9	57	2681 lbs (1216 kg)	•	•	•	•	•



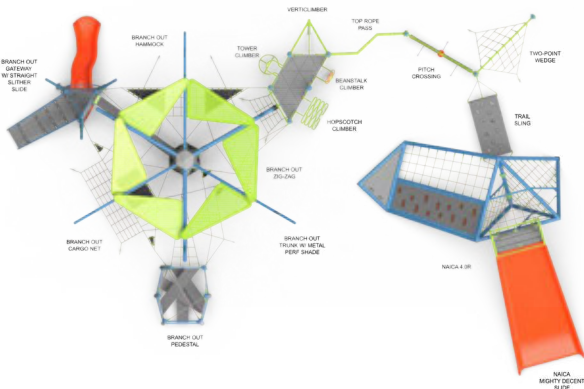
Playmakers® Valor Valley

500-2451 • AGES: 5-12 • SPACE REQUIRED: 78' 0" X 53' 6"



PRODUCT	ITEM	SPACE REQUIRED	SIZE	FALL HEIGHT	EVENTS	USERS	WEIGHT	ADA	ASTM F1487	CPSC PUB.325	CAV/CSA 2614	EN1176
Playmakers® Valor Valley	500-2451	78' 0" x 53' 6" (23,77m x 16,31m)	65' 9" x 41' 2" x 16' 5" (20,04m x 12,55m x 5m)	8' 0" (2,44m)	32	159	12969 lbs (5882 kg)	•	•	•	•	

+CSA and EN compliant versions available. Playground Installation not included in price. All play equipment must be installed over an appropriate impact absorbing surface that complies with ASTM or CSA standards. See your Playworld representative for more information.

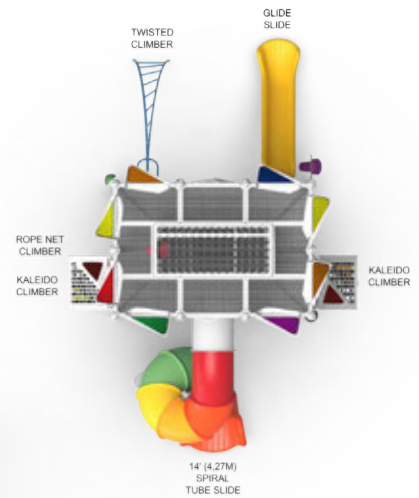


Playmakers® Mighty Woods

500-2450 • AGES: 5-12 • SPACE REQUIRED: 72' 3" X 51' 8"

PRODUCT	ITEM	SPACE REQUIRED	SIZE	FALL HEIGHT	EVENTS	USERS	WEIGHT	ADA	ASTM F1487	CPSC PUB.325	CAN/CSA Z614	EN1176
Playmakers® Mighty Woods	500-2450	72' 3" x 51' 8" (22,02m x 15,75m)	59' 11" x 37' 6" x 16' 5" (18,26m x 11,43m x 5m)	8' 0" (2,44m)	17	84	9230 lbs (4186 kg)	•	•	•	•	

All playgrounds shown are in-ground mount and available as surface mount. Additional ground level components may be required for ADA and ASTM compliance.

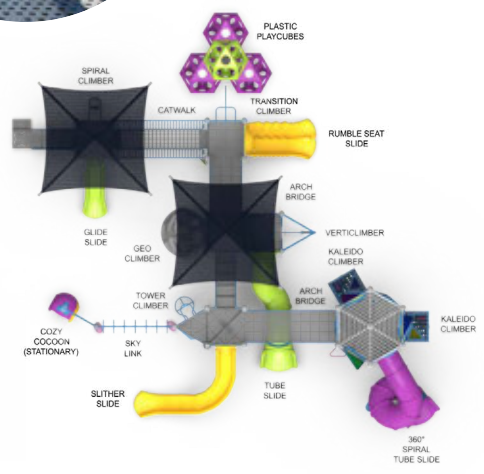


Sky Towers® Hannah's Hideaway

500-2038 • AGES: 5-12 • SPACE REQUIRED: 30' 4" X 39' 6"

PRODUCT	ITEM	SPACE REQUIRED	SIZE	FALL HEIGHT	EVENTS	USERS	WEIGHT	ADA	ASTM F1487	CPSC PUB.325	CAN/CSA Z614	EN1176
Sky Towers® Hannah's Hideaway	500-2038	30' 4" x 39' 6" (9,24m x 12,04m)	18' 0" x 25' 3" x 26' 1" (5,49m x 7,7m x 7,95m)	8' 6" (2,59m)	20	53	11554 lbs (5240 kg)	•	•	•	+	

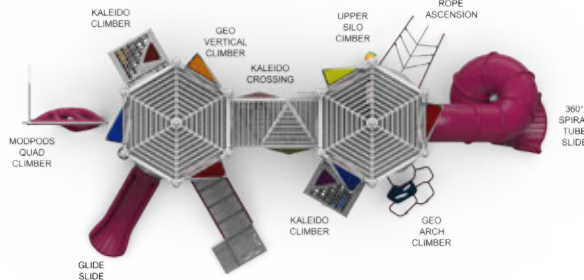
+CSA and EN compliant versions available. Playground Installation not included in price. All play equipment must be installed over an appropriate impact absorbing surface that complies with ASTM or CSA standards. See your Playworld representative for more information.



Sky Towers® Toula's Tower
 500-2115 • AGES: 5-12 • SPACE REQUIRED: 58' 6" X 58' 6"

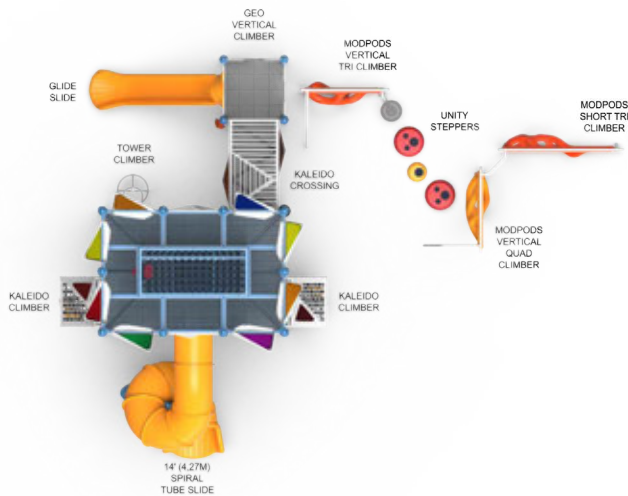
PRODUCT	ITEM	SPACE REQUIRED	SIZE	FALL HEIGHT	EVENTS	USERS	WEIGHT	ADA	ASTM F1487	CPSC PUB. 325	CAV/CSA Z614	EN1176
Sky Towers® Toula's Tower	500-2115	58' 6" x 58' 6" (17,83m x 17,83m)	46' 3" x 44' 8" x 25' 9" (14,1m x 13,62m x 7,85m)	9' 0" (2,74m)	32	127	12029 lbs (5455 kg)	•	•	•	+	

All playgrounds shown are in-ground mount and available as surface mount. Additional ground level components may be required for ADA and ASTM compliance.



Sky Towers® Crimson Sky

500-2036 • AGES: 5-12
SPACE REQUIRED: 49' 0" X 29' 6"



Sky Towers® Jude's Tower

500-2039 • AGES: 5-12 • SPACE REQUIRED: 49' 10" X 41' 0"

PRODUCT	ITEM	SPACE REQUIRED	SIZE	FALL HEIGHT	EVENTS	USERS	WEIGHT	ADA	ASTM F1487	CPSC PUB.325	CAN/CSA Z614	EN1176
Sky Towers® Crimson Sky	500-2036	49' 0" x 29' 6" (14,94m x 8,99m)	34' 9" x 17' 1" x 20' 7" (10,59m x 5,21m x 6,27m)	9' 0" (2,74m)	22	82	8232 lbs (3734 kg)	•	•	•	+	
Sky Towers® Jude's Tower	500-2039	49' 10" x 41' 0" (15,19m x 12,5m)	37' 4" x 26' 8" x 26' 1" (11,38m x 8,13m x 7,95m)	8' 6" (2,59m)	28	75	13621 lbs (6177 kg)	•	•	•	+	

+CSA and EN compliant versions available. Playground Installation not included in price. All play equipment must be installed over an appropriate impact absorbing surface that complies with ASTM or CSA standards. See your Playworld representative for more information.



Playmakers® Lydia's Rainbow

500-2035 • AGES: 5-12 • SPACE REQUIRED: 43' 6" X 34' 6"

PRODUCT	ITEM	SPACE REQUIRED	SIZE	FALL HEIGHT	EVENTS	USERS	WEIGHT	ADA	ASTM F1487	CPSC PUB.325	CAN/CSA Z614	EN1176
Playmakers® Lydia's Rainbow	500-2035	43' 6" x 34' 6" (13,26m x 10,52m)	30' 9" x 21' 0" x 19' 7" (9,37m x 6,4m x 5,97m)	9' 0" (2,74m)	13	52	5358 lbs (2430 kg)	•	•	•	+	

All playgrounds shown are in-ground mount and available as surface mount. Additional ground level components may be required for ADA and ASTM compliance.



Challengers® Jungle Excursion



350-2203 • AGES: 5-12 • SPACE REQUIRED: 39' 0" X 34' 6"



Challengers® Camp Conifer

350-1908 • AGES: 5-12 • SPACE REQUIRED: 45' 2" X 38' 8"

PRODUCT	ITEM	SPACE REQUIRED	SIZE	FALL HEIGHT	EVENTS	USERS	WEIGHT	ADA	ASTM F1487	CPSC PUB.325	CAN./CSA Z614	EN1176
Challengers® Jungle Excursion	350-2203	39' 0" x 34' 6" (11,89m x 10,52m)	26' 10" x 22' 4" x 10' 5" (8,18m x 6,81m x 3,18m)	8' 0" (2,44m)	9	35	2202 lbs (999 kg)	•	•	•	+	
Challengers® Camp Conifer	350-1908	45' 2" x 38' 8" (13,77m x 11,79m)	32' 9" x 26' 4" x 17' 5" (9,98m x 8,03m x 5,31m)	8' 9" (2,67m)	15	47	4890 lbs (2218 kg)	•	•	•	+	



Challengers® Penn's Woods

350-2003 • AGES: 5-12 • SPACE REQUIRED: 52' 0" X 39' 0"

PRODUCT	ITEM	SPACE REQUIRED	SIZE	FALL HEIGHT	EVENTS	USERS	WEIGHT	ADA	ASTM F1487	CPSC PUB.325	CAV/CSA Z614	EN1176
Challengers® Penn's Woods	350-2003	52' 0" x 39' 0" (15,85m x 11,89m)	39' 10" x 26' 9" x 14' 2" (12,14m x 8,15m x 4,32m)	8' 5" (2,57m)	19	55	3425 lbs (1554 kg)	•	•	•	+	

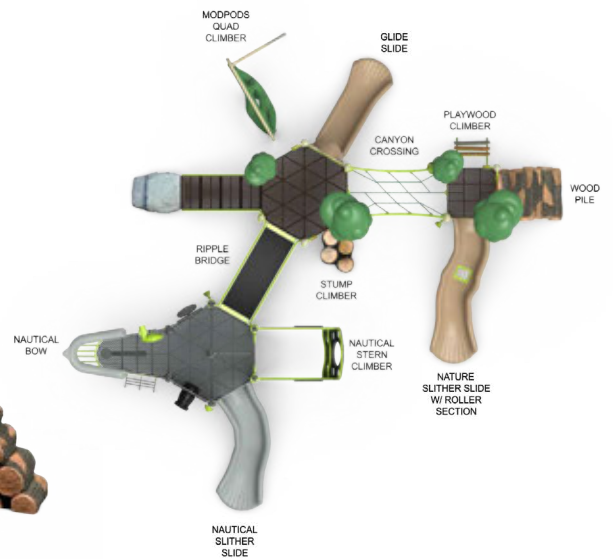
All playgrounds shown are in-ground mount and available as surface mount. Additional ground level components may be required for ADA and ASTM compliance.



Playground above has custom features. For more information, contact your local sales representative.



Challengers® Pirate's Cove

350-1915 • AGES: 5-12 • SPACE REQUIRED: 42' 6" X 41' 0"



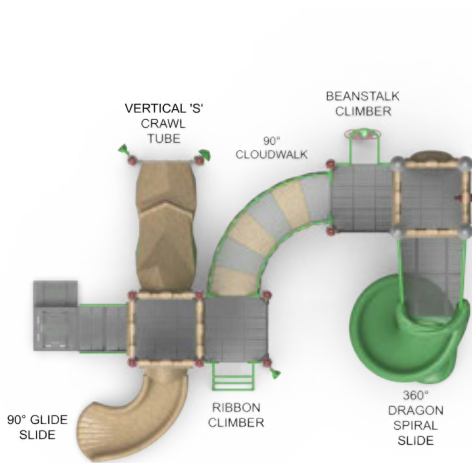
PRODUCT	ITEM	SPACE REQUIRED	SIZE	FALL HEIGHT	EVENTS	USERS	WEIGHT	ADA	ASTM F1487	CPSC PUB.325	CAN/CSA Z614	EN1176
Challengers® Pirate's Cove	350-1915	42' 6" x 41' 0" (12,95m x 12,5m)	30' 1" x 28' 9" x 14' 2" (9,17m x 8,76m x 4,32m)	9' 0" (2,74m)	18	66	6462 lbs (2931 kg)	•	•	•	+	

+CSA and EN compliant versions available. Playground Installation not included in price. All play equipment must be installed over an appropriate impact absorbing surface that complies with ASTM or CSA standards. See your Playworld representative for more information.



Challengers® Ahoy Matey

350-1101 • AGES: 5-12 • SPACE REQUIRED: 32' 2" X 32' 1"

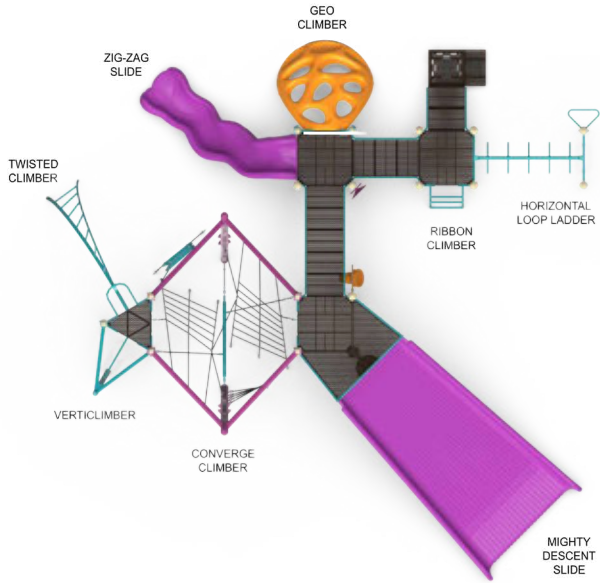


Challengers® Sarah's Palace

350-2026 • AGES: 2-12 • SPACE REQUIRED: 32' 4" X 27' 2"

PRODUCT	ITEM	SPACE REQUIRED	SIZE	FALL HEIGHT	EVENTS	USERS	WEIGHT	ADA	ASTM F1487	CPSC PUB. 325	CAN./CSA Z614	EN1176
Challengers® Ahoy Matey	350-1101	32' 2" x 31' 8" (9,81m x 9,65m)	20' 0" x 19' 7" x 21' 1" (6,1m x 5,97m x 6,43m)	9' 0" (2,74m)	14	51	2455 lbs (1113 kg)	•	•	•	+	+
Challengers® Sarah's Palace	350-2026	31' 11" x 27' 2" (9,73m x 8,28m)	19' 9" x 14' 11" x 16' 9" (6,02m x 4,55m x 5,11m)	6' 0" (1,83m)	14	50	2741 lbs (1243 kg)	•	•	•	+	

All playgrounds shown are in-ground mount and available as surface mount. Additional ground level components may be required for ADA and ASTM compliance.



PlaySoleil



Challengers® Adventure Mountain

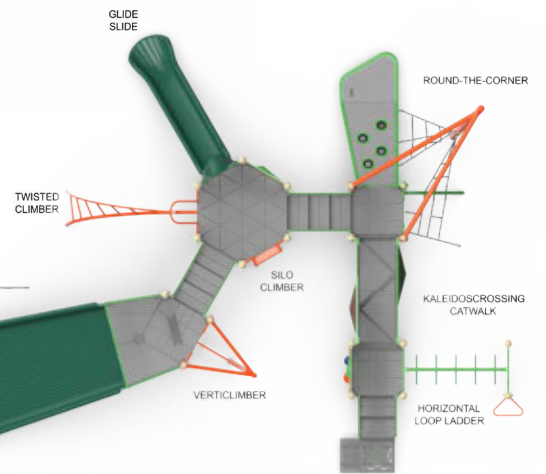
350-2204_PS • AGES: 5-12 • SPACE REQUIRED: 42' 6" X 43' 0"

PRODUCT	ITEM	SPACE REQUIRED	SIZE	FALL HEIGHT	EVENTS	USERS	WEIGHT	ADA	ASTM F1487	CPSC PUB.325	CAN/CSA Z614	EN1176
Challengers® Adventure Mountain w/ PlaySoleil	350-2204_PS	42' 6" x 43' 0" (12,95m x 13,11m)	30' 4" x 29' 7" x 16' 0" (9,24m x 9,02m x 4,88m)	8' 8" 0" (2,44m)	12	54	3751 lbs (1701 kg)	•	•	•	+	



Challengers® Cardinal Zone

350-2404 • AGES: 5-12 • SPACE REQUIRED: 45' 0" X 35' 4"

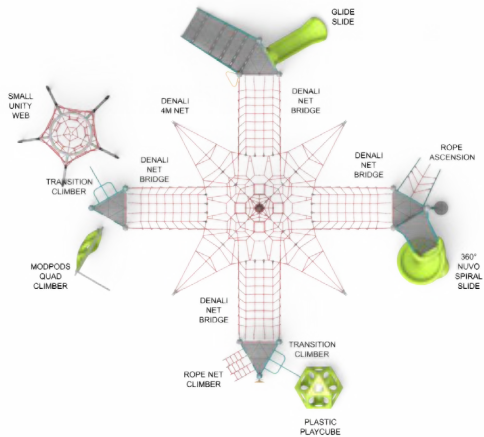


Challengers® Tree Frog Forest

350-2302 • AGES: 5-12 • SPACE REQUIRED: 51' 0" X 38' 0"

PRODUCT	ITEM	SPACE REQUIRED	SIZE	FALL HEIGHT	EVENTS	USERS	WEIGHT	ADA	ASTM F1487	CPSC PUB.325	CAN./CSA 2014	EN1176
Challengers® Cardinal Zone	350-2404	45' 0" x 35' 4" (13,72m x 10,77m)	28' 7" x 22' 11" x 18' 2" (8,71m x 6,99m x 5,54m)	8' 9" 0" (2,74m)	20	59	4883 lbs (2215 kg)	•	•	•	+	
Challengers® Tree Frog Forest	350-2302	51' 0" x 37' 6" (15,54m x 11,43m)	36' 9" x 25' 1" x 14' 10" (11,2m x 7,64m x 4,52m)	8' 8" 0" (2,44m)	13	55	4102 lbs (1861 kg)	•	•	•	+	

All playgrounds shown are in-ground mount and available as surface mount. Additional ground level components may be required for ADA and ASTM compliance.



Playmakers® Abigail's Maze

500-2009 • AGES: 5-12 • SPACE REQUIRED: 56' 0" X 52' 8"



Playmakers® Wavescape

500-2303 • AGES: 5-12 • SPACE REQUIRED: 55' 2" X 39' 2"

PRODUCT	ITEM	SPACE REQUIRED	SIZE	FALL HEIGHT	EVENTS	USERS	WEIGHT	ADA	ASTM F1487	CPSC PUB. 305	CAN/CSA Z614	EN1176
Playmakers® Abigail's Maze	500-2009	56' 0" x 52' 8" (17,07m x 16,05m)	43' 7" x 40' 6" x 12' 10" (13,28m x 12,34m x 3,91m)	8' 5" (2,57m)	18	77	4714 lbs (2138 kg)	•	•	•	+	
Playmakers® Wavescape	500-2303	55' 6" x 39' 2" (16,92m x 11,94m)	41' 6" x 26' 10" x 14' 3" (12,65m x 8,18m x 4,34m)	8' 0" (2,44m)	15	81	5983 lbs (2714 kg)	•	•	•	+	



Playmakers® Dynamic Rays

500-2188 • AGES: 5-12 • SPACE REQUIRED: 46' 0" X 51' 6"



Playmakers® Cubic Knot

500-2205 • AGES: 5-12 • SPACE REQUIRED: 54' 8" X 38' 4"

PRODUCT	ITEM	SPACE REQUIRED	SIZE	FALL HEIGHT	EVENTS	USERS	WEIGHT	ADA	ASTM F1487	CPSC PUB. 325	CAN/CSA Z614	EN1176
Playmakers® Dynamic Rays	500-2188	46' 0" x 51' 6" (14,02m x 15,7m)	33' 7" x 37' 6" x 19' 10" (10,24m x 11,43m x 6,04m)	8' 0" (2,44m)	11	63	5842 lbs (2650 kg)	•	•	•	+	
Playmakers® Cubic Knot	500-2205	54' 8" x 38' 4" (16,66m x 11,68m)	42' 4" x 25' 11" x 10' 10" (12,9m x 7,9m x 3,3m)	8' 5" (2,57m)	21	65	3700 lbs (1678 kg)	•	•	•	+	

All playgrounds shown are in-ground mount and available as surface mount. Additional ground level components may be required for ADA and ASTM compliance.



Playmakers® Monster Mash-Up

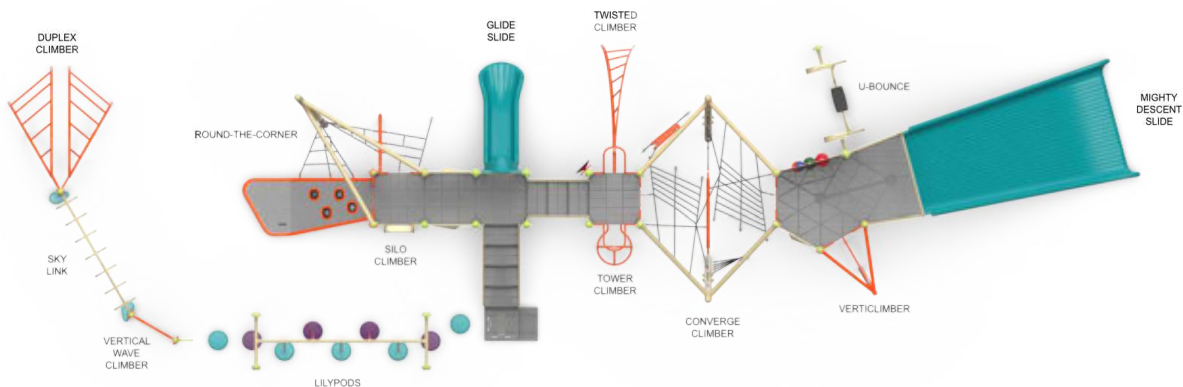
500-2300 • AGES: 5-12

SPACE REQUIRED: 35' 0" X 37' 6"




Challengers® Rockin' Reef

350-2304 • AGES: 5-12 • SPACE REQUIRED: 81' 0" X 31' 4"



PRODUCT	ITEM	SPACE REQUIRED	SIZE	FALL HEIGHT	EVENTS	USERS	WEIGHT	ADA	ASTM F1487	CPSC PUB. 325	CAN/CSA Z614	EN1176
Playmakers® Monster Mash-Up	500-2300	35' 0" x 37' 0" (10,67m x 11,28m)	25' 5" x 24' 8" x 11' 2" (7,75m x 7,52m x 3,4m)	8' 8" 0" (2,44m)	11	42	3038 lbs (1378 kg)	•	•	•	+	
Challengers® Rockin' Reef	350-2304	81' 0" x 31' 4" (24,69m x 9,55m)	66' 6" x 19' 2" x 15' 10" (20,27m x 5,84m x 4,82m)	8' 8" 0" (2,44m)	24	87	6170 lbs (2798 kg)	•	•	•	+	

+CSA and EN compliant versions available. Playground Installation not included in price. All play equipment must be installed over an appropriate impact absorbing surface that complies with ASTM or CSA standards. See your Playworld representative for more information.



Challengers® GeoScramble

350-1909 • AGES: 5-12 • SPACE REQUIRED: 58' 1" X 45' 4"



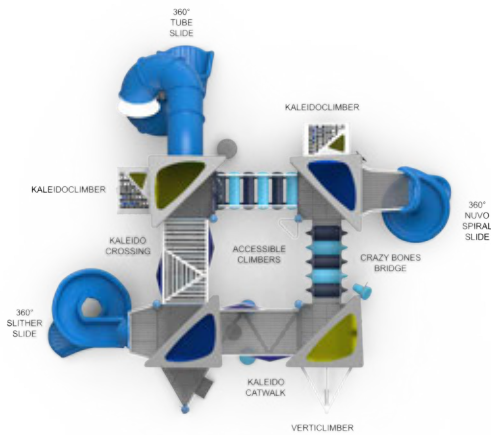
Challengers® Trailblazer w/ Shade

350-2202 • AGES: 5-12

SPACE REQUIRED: 38' 0" X 36' 4"

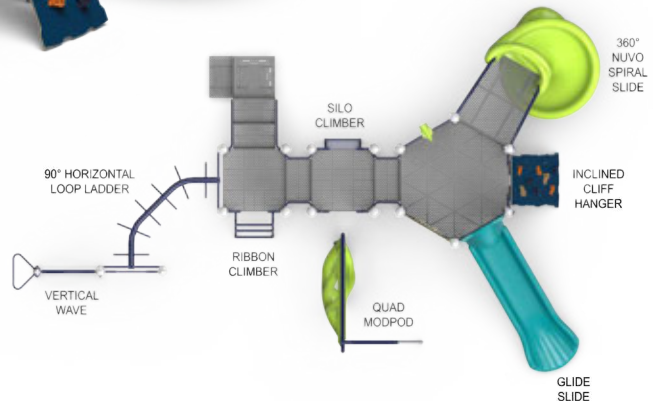
PRODUCT	ITEM	SPACE REQUIRED	SIZE	FALL HEIGHT	EVENTS	USERS	WEIGHT	ADA	ASTM F1487	CPSC PUB 305	CAH/CSA Z614	EN1176
Challengers® GeoScramble	350-1909	58' 1" x 45' 4" (17,7m x 13,82m)	42' 11" x 33' 0" x 13' 10" (13,08m x 10,06m x 4,22m)	8' 9" 0" (2,74m)	24	67	4829 lbs (2190 kg)	•	•	•	+	
Challengers® Trailblazer w/ Shade	350-2202	38' 0" x 36' 4" (11,58m x 11,07m)	25' 11" x 24' 1" x 17' 5" (7,9m x 7,34m x 5,31m)	8' 8" 0" (2,44m)	16	45	84168 lbs (38171 kg)	•	•		+	

All playgrounds shown are in-ground mount and available as surface mount. Additional ground level components may be required for ADA and ASTM compliance.



Playmakers® FUNderstorm

500-2305 • AGES: 5-12 • SPACE REQUIRED: 42' 10" X 40' 7"



Challengers® Jack's Journey

350-2104 • AGES: 5-12 • SPACE REQUIRED: 40' 2" X 30' 0"

PRODUCT	ITEM	SPACE REQUIRED	SIZE	FALL HEIGHT	EVENTS	USERS	WEIGHT	ADA	ASTM F1487	CPSC PUB.325	CAN/CSA Z614	EN1176
Playmakers® FUNderstorm	500-2305	42' 10" x 40' 7" (13,05m x 12,37m)	26' 6" x 26' 1" x 18' 1" (8,08m x 7,95m x 5,51m)	9' 0" (2,74m)	23	69	7869 lbs (3569 kg)	•	•	•	+	
Challengers® Jack's Journey	350-2104	40' 2" x 30' 0" (12,24m x 9,14m)	28' 1" x 17' 5" x 10' 6" (8,56m x 5,31m x 3,2m)	8' 5" (2,57m)	12	40	3013 lbs (1367 kg)	•	•	•	+	

+CSA and EN compliant versions available. Playground Installation not included in price. All play equipment must be installed over an appropriate impact absorbing surface that complies with ASTM or CSA standards. See your Playworld representative for more information.



Challengers® Maycee's Maze

350-2103_PS • AGES: 5-12 • SPACE REQUIRED: 50' 8" X 35' 0"



Challengers® Amelia's Expedition

350-2107 • AGES: 5-12 • SPACE REQUIRED: 39' 4" X 31' 10"



Challengers® Dragonfly Den

350-2401 • AGES: 5-12
SPACE REQUIRED: 45' 6" X 37' 8"

PRODUCT	ITEM	SPACE REQUIRED	SIZE	FALL HEIGHT	EVENTS	USERS	WEIGHT	ADA	ASTM F1487	CPSC PUB.325	CAN./CSA Z614	EN1176
Challengers® Maycee's Maze w/ PlaySoleil	350-2103_PS	52' 0" x 35' 0" (15,85m x 10,67m)	39' 10" x 22' 11" x 9' 8" (12,14m x 6,99m x 2,95m)	7' 10" (2,39m)	13	29	1674 lbs (760 kg)	•	•	•	+	
Challengers® Amelia's Expedition	350-2107	39' 4" x 31' 10" (11,99m x 9,7m)	27' 3" x 19' 3" x 10' 6" (8,31m x 5,87m x 3,2m)	8' 5" (2,57m)	16	46	3330 lbs (1511 kg)	•	•	•	+	
Challengers® Dragonfly Den	350-2401	45' 6" x 37' 8" (13,87m x 11,48m)	33' 1" x 25' 4" x 12' 6" (10,08m x 7,72m x 3,81m)	8' 0" (2,44m)	18	59	3882 lbs (1761 kg)	•	•	•	+	

All playgrounds shown are in-ground mount and available as surface mount. Additional ground level components may be required for ADA and ASTM compliance.



Challengers® Hap's Happening

350-2101



Challengers® Leila's Landing

350-2102



Playmakers® Superhero

500-1719



Challengers® Hattie's Hideout

350-2000



Challengers® Aanyah's Adventure

350-2100_PS



Challengers® Up & Over

350-2200

PRODUCT	ITEM	SPACE REQUIRED	SIZE	FALL HEIGHT	EVENTS	USERS	WEIGHT	ADA	ASTM F-1487	CPSC PUB.325	CAN/CSA Z614	EN1176
Challengers® Hap's Happening	350-2101	39' 2" x 29' 6" (11,94m x 8,99m)	27' 1" x 17' 5" x 11' 5" (8,25m x 5,31m x 3,48m)	6' 0" (1,83m)	11	32	2039 lbs (925 kg)	•	•	•	+	
Challengers® Leila's Landing	350-2102	38' 6" x 34' 6" (11,73m x 10,52m)	26' 5" x 22' 6" x 9' 6" (8,05m x 6,86m x 2,9m)	4' 1" (1,24m)	10	36	2121 lbs (962 kg)	•	•	•	+	
Playmakers® Superhero	500-1719	29' 7" x 31' 1" (9,02m x 9,47m)	17' 5" x 18' 11" x 11' 2" (5,31m x 5,77m x 3,4m)	8' 0" (2,44m)	7	28	2673 lbs (1213 kg)	•	•	•	+	+
Challengers® Hattie's Hideout	350-2000	35' 0" x 28' 0" (10,67m x 8,53m)	22' 9" x 15' 8" x 11' 5" (6,93m x 4,78m x 3,48m)	8' 5" (2,57m)	7	23	1735 lbs (787 kg)	•	•	•	+	+
Challengers® Aanyah's Adventure w/ PlaySoleil	350-2100_PS	47' 4" x 39' 4" (14,43m x 11,99m)	35' 1" x 27' 2" x 9' 8" (10,69m x 8,28m x 2,95m)	7' 10" (2,39m)	9	19	1674 lbs (759 kg)	•	•	•	+	
Challengers® Up & Over	350-2200	36' 0" x 27' 6" (10,97m x 8,38m)	23' 9" x 15' 3" x 13' 8" (7,24m x 4,65m x 4,17m)	5' 3" (1,6m)	9	33	1797 lbs (815 kg)	•	•	•	+	

+CSA and EN compliant versions available. Playground Installation not included in price.

All play equipment must be installed over an appropriate impact absorbing surface that complies with ASTM or CSA standards. See your Playworld representative for more information.



PlaySimple® Eagle Summit

PSD-1105-FTD



PlaySimple® Mega Tunnel Junction

PSD-1104-FTD



PlaySimple® Rock-N-Slide

PSD-1103-FTD



PlaySimple® Lookout Point

PSD-1106-FTD



PRODUCT	ITEM	SPACE REQUIRED	SIZE	FALL HEIGHT	EVENTS	USERS	WEIGHT	ADA	ASTM F1487	CPSC PUB.325	CAN/CSA 2614	EN1176
PlaySimple® Eagle Summit	PSD-1105-FTD	37' 5" x 33' 2" (11,41m x 10,11m)	25' 5" x 21' 2" x 13' 0" (7,75m x 6,45m x 3,96m)	6' 0" (1,83m)	11	28	2443 lbs (1108 kg)	•	•	•	+	•
PlaySimple® Mega Tunnel Junction	PSD-1104-FTD	30' 7" x 32' 5" (9,32m x 9,88m)	18' 7" x 20' 5" x 13' 0" (5,66m x 6,22m x 3,96m)	6' 0" (1,83m)	11	28	2171 lbs (985 kg)	•	•	•	+	•
PlaySimple® Rock-N-Slide	PSD-1103-FTD	30' 6" x 25' 3" (9,3m x 7,7m)	18' 6" x 13' 3" x 13' 0" (5,64m x 4,04m x 3,96m)	6' 0" (1,83m)	7	19	1621 lbs (736 kg)	•	•	•	+	•
PlaySimple® Lookout Point	PSD-1106-FTD	37' 5" x 40' 2" (11,41m x 12,24m)	25' 5" x 28' 2" x 13' 0" (7,75m x 8,59m x 3,96m)	6' 0" (1,83m)	15	37	2992 lbs (1357 kg)	•	•	•	+	•

All playgrounds shown are in-ground mount and available as surface mount. Additional ground level components may be required for ADA and ASTM compliance.

DID YOU KNOW?

THE FIRST FEW YEARS OF A CHILD'S LIFE ARE THE MOST CRUCIAL FOR LEARNING. THAT'S WHY WE PACK OUR EARLY CHILDHOOD PRODUCTS WITH FEATURES TO HELP THEM GROW.

EARLY CHILDHOOD

FEARLESS GROWTH

PlayTown®	88
Infant Fun Centers™	94
FirstPlay™ Toddler	95
Fun Centers™	96
Climbing Squares	98
Modern	100
Themed	104
Classic	106
PlaySimple®	109







PlayTown® Oscar's Farm

IDEA-2003 • AGES: 2-5 • SPACE REQUIRED: 49' 6" X 28' 6"

PRODUCT	ITEM	SPACE REQUIRED	SIZE	FALL HEIGHT	EVENTS	USERS	WEIGHT	ADA	ASTM F1487	CPSC PUB.305	CAN/CSA Z614	EN1176
PlayTown® Oscar's Farm	IDEA-2003	49' 6" x 28' 6" (15,09m x 8,69m)	-	4' 1" (1,24m)	25	42	2709 lbs (1229 kg)	•	•	•	•	•

+CSA and EN compliant versions available.

All play equipment must be installed over an appropriate impact absorbing surface that complies with ASTM or CSA standards. See your Playworld representative for more information.



PlayTown® Riley's Rescue
 IDEA-2000 • AGES: 2-5
 SPACE REQUIRED: 45' 6" X 28' 6"

PlayTown® Butterfly Garden
 IDEA-2001 • AGES: 2-5
 SPACE REQUIRED: 32' 0" X 26' 2"



PlayTown® Emily's Playhouse
 IDEA-2002 • AGES: 2-5
 SPACE REQUIRED: 35' 7" X 26' 2"

PRODUCT	ITEM	SPACE REQUIRED	SIZE	FALL HEIGHT	EVENTS	USERS	WEIGHT	ADA	ASTM F1487	CPSC PUB.325	CAN/CSA Z614	EN1176
PlayTown® Riley's Rescue	IDEA-2000	45' 6" x 28' 6" (13,87m x 8,69m)	-	4' 0" (1,22m)	17	44	3114 lbs (1412 kg)	•	•	•	•	•
PlayTown® Butterfly Garden	IDEA-2001	32' 0" x 26' 2" (9,75m x 7,98m)	-	0' 10" (0,25m)	23	32	1274 lbs (578 kg)	•	•	•	•	•
PlayTown® Emily's Playhouse	IDEA-2002	35' 7" x 26' 2" (10,84m x 7,98m)	-	4' 8" (1,42m)	29	44	1651 lbs (749 kg)	•	•	•	•	•


All playgrounds shown are in-ground mount and available as surface mount. Additional ground level components may be required for ADA and ASTM compliance.



Community Helpers w/ Tunnel

ZZXX0880 • AGES: 2-5 *Patent pending

TOP INCLUSIVE PRODUCT



Traffic Light

ZZXX0886 • AGES: 2-5

TOP INCLUSIVE PRODUCT

Truck

*Patent D956884

ZZXX0881 • AGES: 2-5

TOP INCLUSIVE PRODUCT

Chattery

ZZXX0887 • AGES: 2-5

TOP INCLUSIVE PRODUCT

PRODUCT	ITEM	SPACE REQUIRED	SIZE	FALL HEIGHT	EVENTS	USERS	WEIGHT	ADA	ASTM F1487	CPSC PUB.325	CAN/CSA 2614	EN1176
PlayTown® Community Helpers w/ Tunnel	ZZXX0880	28' 11" x 22' 3" (8,81m x 6,78m)	16' 11" x 10' 4" x 7' 11" (5,15m x 3,14m x 2,41m)	3' 4" (1,01m)	12	20	1704 lbs (773 kg)	•	•	•	•	•
PlayTown® Traffic Light	ZZXX0886	1' 1" x 0' 5" (0,33m x 0,13m)	1' 2" x 0' 6" x 3' 2" (0,37m x 0,15m x 0,98m)	-	1	2	54 lbs (25 kg)	•	•	•	•	•
PlayTown® Truck	ZZXX0881	6' 0" x 2' 9" (1,83m x 0,84m)	6' 0" x 2' 11" x 5' 7" (1,83m x 0,88m x 1,71m)	-	6	6	269 lbs (122 kg)	•	•	•	•	•
PlayTown® Chattery	ZZXX0887	8' 5" x 4' 2" (2,57m x 1,27m)	8' 5" x 4' 0" x 6' 11" (2,56m x 1,22m x 2,1m)	1' 1" (0,34m)	2	10	588 lbs (267 kg)	•	•	•	•	•

+CSA and EN compliant versions available.

All play equipment must be installed over an appropriate impact absorbing surface that complies with ASTM or CSA standards. See your Playworld representative for more information.



Playhouse *Patent D943698

ZZXX0882 • AGES: 2-5

TOP INCLUSIVE PRODUCT



Garden Sensory Wall for 2 Inserts

ZZXX0884 • AGES: 2-5

**Inserts sold separately. Additional inserts on page 194*

TOP INCLUSIVE PRODUCT



Garden Crawl Tunnel

ZZXX0883 • AGES: 2-5

TOP INCLUSIVE PRODUCT



Silly Tree *U.S. Patent D943700

ZZXX0885 • AGES: 2-5

TOP INCLUSIVE PRODUCT

PRODUCT	ITEM	SPACE REQUIRED	SIZE	FALL HEIGHT	EVENTS	USERS	WEIGHT	ADA	ASTM F1487	CPSC PUB.325	CAN/CSA Z614	EN1176
PlayTown® Playhouse	ZZXX0882	16' 5" x 15' 5" (5m x 4,7m)	9' 5" x 5' 8" x 5' 6" (2,87m x 1,74m x 1,68m)	0' 8" (0,21m)	18	20	859 lbs (390 kg)	•	•	•	•	•
PlayTown® Garden Sensory Wall for 2 Inserts	ZZXX0884	4' 7" x 0' 9" (1,4m x 0,23m)	4' 7" x 0' 10" x 2' 10" (1,4m x 0,24m x 0,85m)	-	5	8	157 lbs (72 kg)	•	•	•	•	•
PlayTown® Garden Crawl Tunnel	ZZXX0883	16' 5" x 16' 7" (5m x 5,05m)	4' 5" x 4' 5" x 2' 10" (1,34m x 1,34m x 0,85m)	0' 4" (0,09m)	4	8	255 lbs (116 kg)	•	•	•	•	•
PlayTown® Silly Tree	ZZXX0885	18' 10" x 17' 0" (5,74m x 5,18m)	10' 10" x 5' 7" x 7' 2" (3,29m x 1,71m x 2,19m)	0' 8" (0,21m)	12	18	854 lbs (387 kg)	•	•	•	•	•

All playgrounds shown are in-ground mount and available as surface mount. Additional ground level components may be required for ADA and ASTM compliance.



Playground

ZZXX0474 • AGES: 2-5



Music Store

ZZXX0475 • AGES: 2-5



Toll Booth

ZZXX0478 • AGES: 2-5



Gas Station

ZZXX0477 • AGES: 2-5



Nature Station

ZZXX0476 • AGES: 2-5



1



2



3



4



5



6

Trike Path Signs AGES: 2-5

1. **Traffic Light** ZZPD3450
2. **Accessible Sign** ZZPD3400
3. **School Zone Sign** ZZPD3410
4. **Speed Limit 5 Sign** ZZPD3390
5. **Stop Sign** ZZPD3370
6. **Yield Sign** ZZPD3380

PRODUCT	ITEM	SPACE REQUIRED	SIZE	FALL HEIGHT	EVENTS	USERS	WEIGHT	ADA	ASTM F1487	CPSC PUB.325	CAN/CSA Z614	EN1176
PlayTown® Playground	ZZXX0474	21' 7" x 20' 1" (6,58m x 6,12m)	9' 7" x 8' 1" x 7' 10" (2,92m x 2,46m x 2,39m)	2' 8" (0,81m)	5	7	448 lbs (204 kg)	•	•	•	+	•
PlayTown® Music Store	ZZXX0475	-	4' 0" x 6' 9" x 6' 6" (1,22m x 2,06m x 1,98m)	-	7	7	230 lbs (105 kg)	•	•	•	•	•
PlayTown® Toll Booth	ZZXX0478	-	2' 3" x 4' 2" x 5' 4" (0,69m x 1,27m x 1,62m)	-	2	2	71 lbs (33 kg)	•	•	•	•	•
PlayTown® Gas Station	ZZXX0477	-	3' 10" x 4' 2" x 5' 4" (1,17m x 1,27m x 1,62m)	-	5	5	109 lbs (50 kg)	•	•	•	•	•
PlayTown® Nature Station	ZZXX0476	-	4' 6" x 4' 0" x 6' 8" (1,37m x 1,22m x 2,03m)	-	5	4	225 lbs (102 kg)	•	•	•	•	•

FirstPlay™ Infant Fun Center

ZZPD5236 • AGES: 6-23 MONTHS

- Fun activity center caters to crawlers and walkers alike, offering bright colors and distinct textures to entertain babies
- Choose from the color palettes shown
- Removable panels make it easy to clean



Contains 12 developmentally-appropriate activities, including a winding ball track, counting and sorting activities, an artwork frame, and more!

FirstPlay Infant Color Palettes:



Infant Fun Center

ZZPD5051 • AGES: 6-23 MONTHS

- Nautically-themed play center features spinning sea shapes and shatterproof, non-glass mirror
- Colors as shown
- To surface mount, order two anchor stakes/bolts

PRODUCT	ITEM	SPACE REQUIRED**	SIZE	FALL HEIGHT	EVENTS	USERS	WEIGHT	ADA	ASTM F2373	CPSC PUB.325	CAN/CSA Z614	EN1176
FirstPlay™ Infant Fun Center	ZZPD5236	12' 4" x 11' 6" (3,77m x 3,49m)	5' 6" x 6' 4" x 2' 5" (1,68m x 1,94m x 0,75m)	0' 9" (0,23m)	12	8	142 lbs (65 kg)	•	•			
Infant Fun Center	ZZPD5051	12' 6" x 9' 3" (3,81m x 2,82m)	6' 5" x 3' 0" x 1' 11" (1,96m x 0,91m x 0,59m)	0' 6" (0,15m)	5	6	217 lbs (99 kg)	•				

+CSA and EN compliant versions available.

All play equipment must be installed over an appropriate impact absorbing surface that complies with ASTM or CSA standards. See your Playworld representative for more information.

FirstPlay Toddler Color Palettes:



FirstPlay™ Toddler Design #5
FP-525 • AGES: 6-23 MONTHS



FirstPlay™ Toddler Design #3
FP-515 • AGES: 6-23 MONTHS




FirstPlay™ Toddler Design #8
FP-540 • AGES: 6-23 MONTHS



FirstPlay™ Toddler Design #7
FP-535 • AGES: 6-23 MONTHS

PRODUCT	ITEM	SPACE REQUIRED**	SIZE	FALL HEIGHT	EVENTS	USERS	WEIGHT	ADA	ASTM F2372	CPSC PUB.325	CAH/CSA Z614	EN1176
FirstPlay™ Toddler Design #5	FP-525	18' 6" x 14' 7" (5,64m x 4,44m)	12' 6" x 8' 7" x 5' 0" (3,81m x 2,62m x 1,52m)	1' 6" (0,46m)	6	9	191 lbs (87 kg)	•	•	•		
FirstPlay™ Toddler Design #3	FP-515	14' 9" x 14' 6" (4,5m x 4,42m)	8' 8" x 8' 7" x 5' 0" (2,64m x 2,62m x 1,52m)	1' 6" (0,46m)	4	6	140 lbs (64 kg)	•	•	•		
FirstPlay™ Toddler Design #8	FP-540	21' 6" x 13' 8" (6,55m x 4,17m)	15' 6" x 7' 8" x 5' 0" (4,72m x 2,34m x 1,52m)	1' 6" (0,46m)	8	14	330 lbs (150 kg)	•	•	•		
FirstPlay™ Toddler Design #7	FP-535	25' 3" x 15' 1" (7,7m x 4,6m)	19' 3" x 9' 1" x 5' 0" (5,87m x 2,77m x 1,52m)	1' 6" (0,46m)	9	17	366 lbs (166 kg)	•	•	•		

All playgrounds shown are in-ground mount and available as surface mount. Additional ground level components may be required for ADA and ASTM compliance.



Fun Centers™ Design #5
FC02-708 • AGES: 2-5



Fun Centers™ Design #1
FC02-700 • AGES: 2-5



Fun Centers™ Design #2
FC02-702 • AGES: 2-5

PRODUCT	ITEM	SPACE REQUIRED	SIZE	FALL HEIGHT	EVENTS	USERS	WEIGHT	ADA	ASTM F1487	CPSC PUB.325	CAN/CSA Z614	EN1176
Fun Centers™ Design #5	FC02-708	27' 5" x 29' 0" (8,36m x 8,84m)	15' 5" x 17' 0" x 11' 8" (4,7m x 5,18m x 3,56m)	4' 0" (1,22m)	9	19	1372 lbs (623 kg)	•	•	•	+	+
Fun Centers™ Design #1	FC02-700	22' 2" x 21' 1" (6,76m x 6,43m)	10' 2" x 9' 1" x 10' 4" (3,1m x 2,77m x 3,15m)	3' 0" (0,91m)	4	8	695 lbs (316 kg)	•	•	•	+	+
Fun Centers™ Design #2	FC02-702	22' 2" x 22' 5" (6,76m x 6,83m)	10' 2" x 10' 5" x 10' 4" (3,1m x 3,18m x 3,15m)	3' 0" (0,91m)	4	8	756 lbs (343 kg)	•	•	•	+	+

+CSA and EN compliant versions available.
All play equipment must be installed over an appropriate impact absorbing surface that complies with ASTM or CSA standards. See your Playworld representative for more information.



Fun Centers™ Design #7

FC02-712 • AGES: 2-5



Fun Centers™ Design #3

FC02-704 • AGES: 2-5



Fun Centers™ Design #4

FC02-706 • AGES: 2-5


PRODUCT	ITEM	SPACE REQUIRED	SIZE	FALL HEIGHT	EVENTS	USERS	WEIGHT	ADA	ASTM F1487	CPSC PUB.325	CAN./CSA Z614	EN1176
Fun Centers™ Design #7	FC02-712	29' 5" x 36' 10" (8,97m x 11,23m)	17' 5" x 24' 10" x 11' 8" (5,31m x 7,57m x 3,56m)	4' 0" (1,22m)	11	24	1997 lbs (906 kg)	•	•	•	+	+
Fun Centers™ Design #4	FC02-706	25' 5" x 26' 0" (7,75m x 7,92m)	13' 5" x 14' 0" x 11' 8" (4,09m x 4,27m x 3,56m)	4' 0" (1,22m)	4	11	1001 lbs (454 kg)	•	•	•	+	+
Fun Centers™ Design #3	FC02-704	22' 4" x 26' 0" (6,81m x 7,92m)	10' 4" x 14' 0" x 11' 8" (3,15m x 4,27m x 3,56m)	4' 0" (1,22m)	4	11	866 lbs (393 kg)	•	•	•	+	+

All playgrounds shown are surface mount and are available in two versions depending on surfacing depth. Additional ground level components may be required for ADA and ASTM compliance.



Climbing Squares Cliffs

QB-1606 • AGES: 2-12 • SPACE REQUIRED: 19' 0" X 20' 0"



Climbing Squares Hillocks

QB-1602 • AGES: 2-12 • SPACE REQUIRED: 21' 0" X 17' 0"



Climbing Squares Knobs

QB-1608 • AGES: 2-12

SPACE REQUIRED: 20' 0" X 19' 0"

PRODUCT	ITEM	SPACE REQUIRED	SIZE	FALL HEIGHT	EVENTS	USERS	WEIGHT	ADA	ASTM F1487	CPSC PUB.325	CMV/CSA 2014	EN1176
Climbing Squares Cliffs	QB-1606	18' 0" x 21' 0" (5,49m x 6,4m)	6' 0" x 9' 0" x 4' 0" (1,83m x 2,74m x 1,22m)	4' 0" (1,22m)	3	7	241 lbs (110 kg)	•	•	•	•	•
Climbing Squares Hillocks	QB-1602	21' 0" x 18' 0" (6,4m x 5,49m)	9' 0" x 6' 0" x 3' 0" (2,74m x 1,83m x 0,91m)	3' 0" (0,91m)	4	10	316 lbs (143 kg)	•	•	•	•	•
Climbing Squares Knobs	QB-1608	20' 0" x 18' 0" (6,1m x 5,49m)	8' 0" x 6' 0" x 3' 0" (2,44m x 1,83m x 0,91m)	3' 0" (0,91m)	4	7	253 lbs (115 kg)	•	•	•	•	•



PlayCubes[®] 1.0

PLAYCUBES-1 • AGES: 2-12 • SPACE REQUIRED: 16' 4" X 16' 11"

For more PlayCubes[®] see pages 56-61.

infiNET[™] INET-1700

INET-1700 • AGES: 2-12 • SPACE REQUIRED: 21' 5" X 21' 3"

For more infiNET[™] see pages 62-63.



Branch Out[®] Gateway

500-1929 • AGES: 2-5 • SPACE REQUIRED: 23' 6" X 25' 8"

For more Branch Out[®] see pages 66-67.

PRODUCT	ITEM	SPACE REQUIRED	SIZE	FALL HEIGHT	EVENTS	USERS	WEIGHT	ADA	ASTM F1487	CPSC PUB. 325	CAN/CSA Z614	EN1176
PlayCubes [®] 1.0	PLAYCUBES-1	16' 4" x 16' 11" (4,98m x 5,16m)	4' 4" x 4' 11" x 4' 1" (1,32m x 1,5m x 1,24m)	4' 1" (1,24m)	1	4	153 lbs (70 kg)	•	•	•	•	•
infiNET [™] INET-1700	INET-1700	21' 5" x 21' 3" (6,53m x 6,48m)	9' 5" x 9' 3" x 1' 9" (2,87m x 2,82m x 0,53m)	1' 9" (0,53m)	4	8	608 lbs (276 kg)	•	•	•	•	•
Branch Out [®] Gateway	500-1929	23' 6" x 25' 8" (7,16m x 7,82m)	13' 7" x 11' 5" x 13' 3" (4,14m x 3,48m x 4,04m)	4' 0" (1,22m)	2	9	1272 lbs (577 kg)	•	•	•	•	•

+CSA and EN compliant versions available.

All play equipment must be installed over an appropriate impact absorbing surface that complies with ASTM or CSA standards. See your Playworld representative for more information.



ModPods™ MOD-198


MOD-198 • AGES: 2-5 • SPACE REQUIRED: 39' 10" X 24' 0"



ModPods™ MOD-181

MOD-181 • AGES: 2-5 • SPACE REQUIRED: 25' 5" X 20' 0"

For more ModPods™ see pages 140, 174

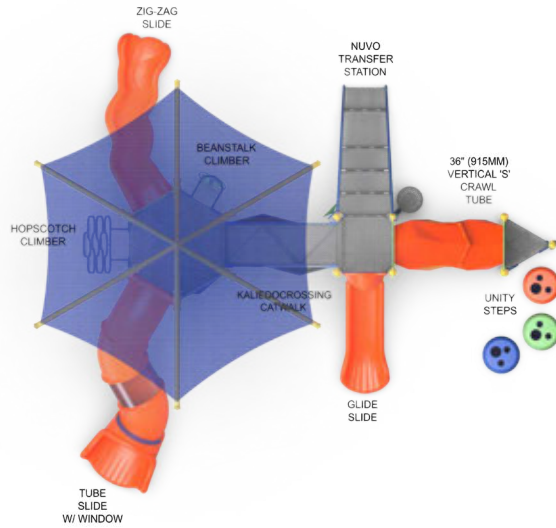


ModPods™ MOD-192

MOD-192 • AGES: 2-5 • SPACE REQUIRED: 39' 6" X 34' 4"

PRODUCT	ITEM	SPACE REQUIRED	SIZE	FALL HEIGHT	EVENTS	USERS	WEIGHT	ADA	ASTM F1487	CPSC PUB.325	CMV/CSA 2014	EN1176
ModPods™ MOD-198	MOD-198	39' 10" x 24' 0" (12,14m x 7,32m)	27' 8" x 11' 11" x 4' 0" (8,43m x 3,63m x 1,22m)	4' 0" (1,22m)	8	18	1284 lbs (583 kg)	•	•	•	•	•
ModPods™ MOD-181	MOD-181	25' 5" x 20' 0" (7,75m x 6,1m)	14' 2" x 7' 2" x 4' 0" (4,32m x 2,19m x 1,22m)	4' 0" (1,22m)	2	7	583 lbs (264 kg)	•	•	•	•	•
ModPods™ MOD-192	MOD-192	39' 6" x 34' 4" (12,04m x 10,46m)	27' 4" x 22' 2" x 4' 0" (8,33m x 6,76m x 1,22m)	4' 0" (1,22m)	6	22	1810 lbs (821 kg)	•	•	•	•	•

All playgrounds shown are in-ground mount and available as surface mount. Additional ground level components may be required for ADA and ASTM compliance.



Challengers[®] Sonic Station

350-2422 • AGES: 2-12

SPACE REQUIRED: 38' 2" X 37' 0"

PRODUCT	ITEM	SPACE REQUIRED	SIZE	FALL HEIGHT	EVENTS	USERS	WEIGHT	ADA	ASTM F1487	CPSC PUB.325	CAN./CSA Z614	EN1176
Challengers [®] Sonic Station	350-2422	38' 2" x 37' 0" (11,63m x 11,28m)	28' 5" x 24' 9" x 15' 5" (8,66m x 7,54m x 4,7m)	5' 3" (1,6m)	14	38	3580 lbs (1624 kg)	•	•	•	+	

+CSA and EN compliant versions available.

All play equipment must be installed over an appropriate impact absorbing surface that complies with ASTM or CSA standards. See your Playworld representative for more information.



Playmakers® Cooper's Corner

500-2030



Playmakers® Raelyn's Oasis

500-2032



Bambino Kiddie Corner

ACT-1302



Bambino Playville

ACT-1300

TOP INCLUSIVE PRODUCT

PRODUCT	ITEM	SPACE REQUIRED	SIZE	FALL HEIGHT	EVENTS	USERS	WEIGHT	ADA	ASTM F1487	CPSC PUB 305	ENR/CISA 2614	BH176
Playmakers® Cooper's Corner	500-2030	32' 0" x 31' 0" (9,75m x 9,45m)	19' 11" x 18' 10" x 13' 6" (6,07m x 5,74m x 4,11m)	3' 0" (0,91m)	7	20	2379 lbs (1079 kg)	•	•	•	+	+
Playmakers® Raelyn's Oasis	500-2032	47' 10" x 27' 8" (14,58m x 8,43m)	35' 7" x 15' 6" x 14' 11" (10,84m x 4,72m x 4,55m)	4' 0" (1,22m)	11	41	3902 lbs (1770 kg)	•	•	•	+	+
Bambino Kiddie Corner	ACT-1302	28' 9" x 32' 7" (8,76m x 9,93m)	16' 8" x 20' 7" x 11' 2" (5,08m x 6,27m x 3,4m)	4' 0" (1,22m)	9	19	1696 lbs (769 kg)	•	•	•	+	+
Bambino Playville	ACT-1300	40' 1" x 32' 7" (12,22m x 9,93m)	20' 7" x 27' 11" x 11' 2" (6,27m x 8,51m x 3,4m)	4' 0" (1,22m)	15	32	2356 lbs (1069 kg)	•	•	•	+	•

All playgrounds shown are in-ground mount and available as surface mount. Additional ground level components may be required for ADA and ASTM compliance.



Playground above has custom features. For more information, contact your local sales representative.



Challengers' Timber Grove

350-2224 • AGES: 2-5

SPACE REQUIRED: 28' 8" X 29' 4"

PRODUCT	ITEM	SPACE REQUIRED	SIZE	FALL HEIGHT	EVENTS	USERS	WEIGHT	ADA	ASTM F1487	CPSC PUB.325	CAN/CSA Z614	EN1176
Challengers® Timber Grove	350-2224	28' 8" x 29' 0" (8,74m x 8,84m)	17' 7" x 16' 7" x 13' 2" (5,36m x 5,05m x 4,01m)	4' 0" (1,22m)	8	25	1777 lbs (806 kg)	•	•	•		

+CSA and EN compliant versions available.

All play equipment must be installed over an appropriate impact absorbing surface that complies with ASTM or CSA standards. See your Playworld representative for more information.


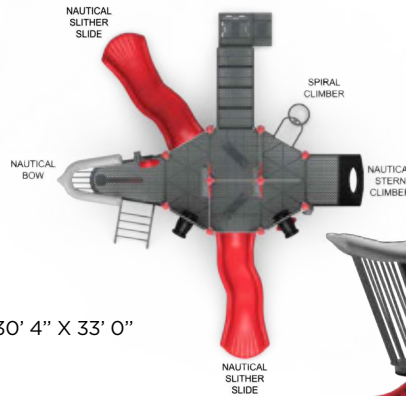


PlaySoleil



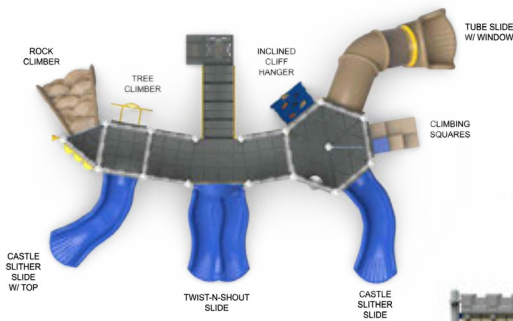
Challengers® Scavenger's Castle

350-2320 • AGES: 2-5 • SPACE REQUIRED: 26' 6" X 29' 6"



Challengers® Jolly Roger

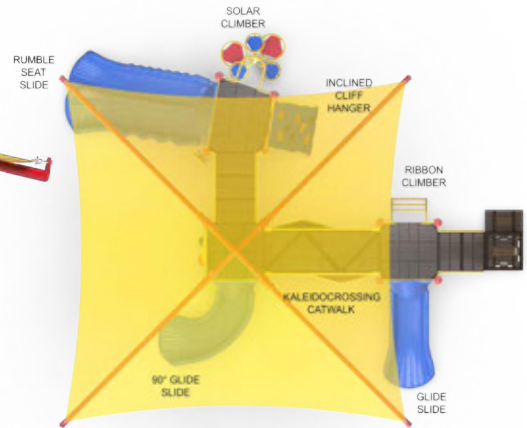
350-1824 • AGES: 2-5 • SPACE REQUIRED: 30' 4" X 33' 0"



Challengers® Zelda's Fortress

350-1928 • AGES: 2-5
SPACE REQUIRED: 40' 0" X 60' 6"

PRODUCT	ITEM	SPACE REQUIRED	SIZE	FALL HEIGHT	EVENTS	USERS	WEIGHT	ADA	ASTM F1487	CPSC PUB.325	CAN/CSA Z614	EN1176
Challengers® Scavenger's Castle w/ PlaySoleil	350-2320	26' 6" x 29' 2" (8,08m x 8,89m)	14' 4" x 16' 11" x 11' 5" (4,37m x 5,16m x 3,48m)	4' 0" (1,22m)	5	23	1290 lbs (585 kg)	•	•	•	+	
Challengers® Jolly Roger	350-1824	30' 4" x 32' 6" (9,24m x 9,91m)	18' 0" x 20' 4" x 21' 1" (5,49m x 6,2m x 6,43m)	4' 0" (1,22m)	15	47	2331 lbs (1057 kg)	•	•	•	+	+
Challengers® Zelda's Fortress	350-1928	40' 0" x 30' 6" (12,19m x 9,3m)	27' 10" x 18' 2" x 14' 10" (8,48m x 5,54m x 4,52m)	4' 0" (1,22m)	13	57	3446 lbs (1563 kg)	•	•	•	+	+



Challengers® Primary Safari

350-2421 • AGES: 2-5

SPACE REQUIRED: 36' 0" X 31' 0"



Challengers® Rebel Rock

350-2420 • AGES: 2-5

SPACE REQUIRED: 25' 6" X 26' 10"

PRODUCT	ITEM	SPACE REQUIRED	SIZE	FALL HEIGHT	EVENTS	USERS	WEIGHT	ADA	ASTM F1487	CPSC PUB.325	CAN/CSA Z614	EN1176
Challengers® Primary Safari	350-2421	36' 0" x 31' 0" (10,97m x 9,45m)	24' 0" x 20' 5" x 15' 2" (7,32m x 6,22m x 4,62m)	5' 0" (1,52m)	9	31	2936 lbs (1332 kg)	•	•	•	+	
Challengers® Rebel Rock	350-2420	25' 6" x 26' 10" (7,77m x 8,18m)	13' 2" x 13' 6" x 9' 5" (4,01m x 4,11m x 2,87m)	4' 0" (1,22m)	5	21	1070 lbs (486 kg)	•	•	•	+	

+CSA and EN compliant versions available.

All play equipment must be installed over an appropriate impact absorbing surface that complies with ASTM or CSA standards. See your Playworld representative for more information.



Challengers School Yard Junction w/ Shade

350-2223



Challengers Triplex

350-2226



Challengers Northern Lights

350-2227



Challengers Geo Mountain

350-2164



Challengers Tot Lot

350-2221



Challengers Step & Slide

350-2225

PRODUCT	ITEM	SPACE REQUIRED	SIZE	FALL HEIGHT	EVENTS	USERS	WEIGHT	ADA	ASTM F1487	CPSC PUB.325	CAN/CSA Z614	EN176
Challengers® Schoolyard Junction w/ Shade	350-2223	33' 2" x 28' 10" (10,11m x 8,79m)	22' 10" x 16' 11" x 16' 6" (6,96m x 5,16m x 5,03m)	6' 0" (1,83m)	8	28	2192 lbs (994 kg)	•	•	•	+	
Challengers® Triplex	350-2226	32' 2" x 28' 5" (9,81m x 8,66m)	20' 0" x 16' 3" x 13' 8" (6,1m x 4,95m x 4,17m)	4' 0" (1,22m)	12	37	1787 lbs (811 kg)	•	•	•	+	
Challengers® Northern Lights	350-2227	32' 8" x 28' 6" (9,96m x 8,69m)	20' 5" x 16' 3" x 12' 8" (6,22m x 4,95m x 3,86m)	4' 0" (1,22m)	11	29	2725 lbs (1236 kg)	•	•	•	+	
Challengers® Geo Mountain	350-2164	35' 6" x 33' 0" (10,82m x 10,06m)	23' 0" x 20' 7" x 10' 6" (7,01m x 6,27m x 3,2m)	6' 0" (1,83m)	10	33	2418 lbs (1097 kg)	•	•	•	+	
Challengers® Tot Lot	350-2221	28' 6" x 24' 2" (8,69m x 7,37m)	16' 4" x 11' 11" x 8' 5" (4,98m x 3,63m x 2,57m)	3' 0" (0,91m)	8	23	1150 lbs (522 kg)	•	•	•	+	
Challengers® Step & Slide	350-2225	30' 0" x 26' 2" (9,14m x 7,98m)	18' 6" x 14' 6" x 14' 6" (5,64m x 4,42m x 4,42m)	4' 0" (1,22m)	9	29	1579 lbs (716 kg)	•	•	•	•	



Campground

IDEA-1800



Challengers Lilah's Lookout

350-1962



Challengers Tic-Tac-Go!

350-2020



Challengers Diana's Dreamland

350-2122



Challengers Fort Twist

350-1923



Challengers Slide Shuffle

350-2165

PRODUCT	ITEM	SPACE REQUIRED	SIZE	FALL HEIGHT	EVENTS	USERS	WEIGHT	ADA	ASTM F1487	CPSC PUB.325	CAN/CSA Z614	EN1176
Campground	IDEA-1800	28' 0" x 41' 6" (8,53m x 12,65m)	29' 1" x 15' 8" x 4' 1" (8,86m x 4,78m x 1,24m)	4' 1" (1,24m)	19	33	5158 lbs (2339 kg)	•	•	•	•	•
Challengers Lilah's Lookout	350-1962	29' 2" x 28' 10" (8,89m x 8,79m)	17' 1" x 16' 8" x 8' 6" (5,21m x 5,08m x 2,59m)	4' 0" (1,22m)	8	25	1393 lbs (632 kg)	•	•	•	+	+
Challengers Tic-Tac-Go!	350-2020	28' 4" x 25' 2" (8,63m x 7,67m)	16' 1" x 12' 10" x 8' 6" (4,9m x 3,91m x 2,59m)	4' 0" (1,22m)	7	22	1169 lbs (531 kg)	•	•	•	+	+
Challengers Diana's Dreamland	350-2122	29' 10" x 31' 8" (9,09m x 9,65m)	17' 8" x 19' 7" x 8' 6" (5,39m x 5,97m x 2,59m)	4' 0" (1,22m)	10	27	1571 lbs (713 kg)	•	•	•	+	+
Challengers Fort Twist	350-1923	37' 6" x 28' 0" (11,43m x 8,53m)	25' 2" x 15' 10" x 9' 5" (7,67m x 4,82m x 2,87m)	4' 0" (1,22m)	13	37	1943 lbs (881 kg)	•	•	•	+	+
Challengers Slide Shuffle	350-2165	26' 10" x 27' 2" (8,18m x 8,28m)	14' 8" x 15' 0" x 7' 6" (4,47m x 4,57m x 2,29m)	3' 0" (0,91m)	7	20	1088 lbs (494 kg)	•	•	•	+	

+CSA and EN compliant versions available.

All play equipment must be installed over an appropriate impact absorbing surface that complies with ASTM or CSA standards. See your Playworld representative for more information.



PlaySimple® Mega Fun Station

PSD-1108-FTD



PlaySimple® Mighty Fun Mountain

PSD-1101-FTD



PlaySimple® Simply Play

PSD-1107-FTD



PlaySimple® Tunnel Junction

PSD-1102-FTD



PRODUCT	ITEM	SPACE REQUIRED	SIZE	FALL HEIGHT	EVENTS	USERS	WEIGHT	ADA	ASTM F1487	CPSC	EN1176	CSA Z264	CSA Z214	EN1176
PlaySimple® Mega Fun Station	PSD-1108-FTD	30' 10" x 33' 0" (9,4m x 10,06m)	18' 10" x 20' 11" x 11' 0" (5,74m x 6,38m x 3,35m)	4' 0" (1,22m)	11	28	2055 lbs (932 kg)	•	•	•	•	•	•	•
PlaySimple® Mighty Fun Mountain	PSD-1101-FTD	27' 4" x 19' 9" (8,33m x 6,02m)	15' 4" x 7' 9" x 11' 0" (4,67m x 2,36m x 3,35m)	4' 0" (1,22m)	4	10	931 lbs (423 kg)	•	•	•	•	•	•	•
PlaySimple® Simply Play	PSD-1107-FTD	22' 2" x 20' 3" (6,76m x 6,17m)	10' 2" x 8' 3" x 10' 0" (3,1m x 2,51m x 3,05m)	3' 0" (0,91m)	4	10	757 lbs (343 kg)	•	•	•	•	•	•	•
PlaySimple® Tunnel Junction	PSD-1102-FTD	28' 1" x 26' 10" (8,56m x 8,18m)	16' 1" x 14' 10" x 11' 0" (4,9m x 4,52m x 3,35m)	4' 0" (1,22m)	8	19	1480 lbs (672 kg)	•	•	•	•	•	•	•

All playgrounds shown are in-ground mount and available as surface mount. Additional ground level components may be required for ADA and ASTM compliance.

DID YOU KNOW?

A GREAT PLAYGROUND ISN'T MEASURED BY A SINGLE STRUCTURE ALONE, BUT BY THE ENTIRE SPACE AROUND IT. OUR FREESTANDING PRODUCTS ADD EXTRA FLAIR (AND FUN) FOR EVERYONE.

FREESTANDING STANDOUT STRUCTURES

NEOS®	112
Concerto™	114
Motion Play	116
Swings	126
Slides	128
Tubes	129
Balance & Sports Activities	130
Pretend Play	132
Climbers	134
Boulders	148
Nature-Inspired	150
Dinosaurs	151
Sculpted Play Elements	152








ZZXX0994

NEOS® 360 Accessible



Awarded for its innovation, NEOS 360 encompasses the best of physical endurance in a full-body gaming approach that helps participants develop agility, coordination, strength, and stamina. Its circular design develops peripheral vision, auditory, and spatial awareness skills.

- 8 games
- 1- and 2-player options or team play
- 8 buttons
- Games are approximately 45 seconds each
- Free instructional sign included
- Original NEOS® 360 (ZZXX0995) also available

TOP INCLUSIVE PRODUCT



LEARN MORE AT
PLAYWORLD.COM/NEOS



PRODUCT	ITEM	SPACE REQUIRED	FALL HEIGHT	USERS	WEIGHT	AIA	ASTM F1487	CPSC PUB.325	CAW/CSA Z614	EN1176
NEOS® 360 Accessible	ZZXX0994	15' 0" x 12' 0" (4,57m x 3,66m)	-	6	814 lbs (369 kg)	•	•	•	•	•
NEOS® 360 Original (Not Shown)	ZZXX0995	15' 0" x 12' 0" (4,57m x 3,66m)	-	6	814 lbs (369 kg)	•	•	•	•	•

+CSA and EN compliant versions available.
All play equipment must be installed over an appropriate impact absorbing surface that complies with ASTM or CSA standards. See your Playworld representative for more information.



NEOS® Arc

ZZXX0997

Looking to make the most of a limited space or small budget? The NEOS Arc is a sleek, economical, small-footprint version of the NEOS 360. Now anyone can bring electronic play to the playground! With the same great games, the NEOS Arc keeps kids jumping and darting between the four pillars—building strength and stamina.

- 8 games
- 1- and 2-player options
- Games last from 45-60 seconds
- 8 buttons on 4 towers
- Free instructional sign included
- Optional custom back panel available



NEOS® Wall

ZZXX1000 • ALL AGES

Players race between four towers, developing agility, coordination, strength, and stamina in a healthy, competitive environment. Nine different games and three skill levels provide players with electrifying challenges. NEOS Wall's steel towers are clad with thick, rotomolded plastic, available in any color.

- 9 games
- 1- and 2-player options
- Games last from 45-60 seconds
- 16 buttons on 4 towers
- Free instructional sign included
- Optional custom back panel available

PRODUCT	ITEM	SPACE REQUIRED	FALL HEIGHT	USERS	WEIGHT	AIAA	ASTM F.1487	CPSC PUB.325	CAN/CSA Z614	EN1176
NEOS® Arc	ZZXX0997	20' 0" x 14' 0" (6,1m x 4,27m)	-	6	609 lbs (276 kg)	•	•	•	•	•
NEOS® Wall	ZZXX1000	20' 0" x 14' 0" (6,1m x 4,27m)	-	4	1408 lbs (639 kg)	•	•	•	•	•



The Concerto line of outdoor musical equipment lets children of all abilities experience the joy and benefits of making music. Set at an accessible angle and height, these colorful instruments will encourage kids to band together and jam out! Concerto also makes a wonderful addition to any inclusive playground!

TOP INCLUSIVE PRODUCT



Vibes

ZZXX0666 • AGES: 2-12

- Fourteen chimes tuned to the seven-note scale
- Gives off a full, sustained note when struck
- Rubber mallets attached to frame

Chimes

ZZXX0667 • AGES: 2-12

- Eight aluminum chimes tuned to the traditional music scale
- Concave design for accessibility
- Rubber mallets attached to frame



SCAN FOR
CONCERTO
MUSIC VIDEO!

PRODUCT	ITEM	SPACE REQUIRED	FALL HEIGHT	USERS	WEIGHT	ADA	ASTM F1487	CPSC 1615.225	CAN/CSA Z614	EN1176
Concerto™ Vibes	ZZXX0666	-	-	1	135 lbs (62 kg)	•	•		•	•
Concerto™ Chimes	ZZXX0667	-	-	1	130 lbs (59 kg)	•	•		•	•

+CSA and EN compliant versions available.

All play equipment must be installed over an appropriate impact absorbing surface that complies with ASTM or CSA standards. See your Playworld representative for more information.



Congas AGES: 2-12

- Varying size and color drum heads produce unique tones
- Set at an angle for accessibility



Two Congas • ZZXX0663



Three Congas
ZZXX0664



Five Congas
ZZXX0665



Cabasa AGES: 2-12

- Produces metallic rattling sound when spun back and forth
- Arched frame for accessibility



Small Cabasa • ZZXX0660



Medium Cabasa • ZZXX0661



Large Cabasa • ZZXX0662

PRODUCT	ITEM	SPACE REQUIRED	FALL HEIGHT	USERS	WEIGHT	ADA	ASTM F1487	CPSC PUB.325	CAN/CSA Z614	EN1176
Concerto™ Two Congas	ZZXX0663	–	–	1	51 lbs (24 kg)	•	•	•	•	•
Concerto™ Three Congas	ZZXX0664	–	–	1	62 lbs (28 kg)	•	•	•	•	•
Concerto™ Five Congas	ZZXX0665	–	–	1	79 lbs (36 kg)	•	•	•	•	•
Concerto™ Small Cabasa	ZZXX0660	–	–	1	60 lbs (28 kg)	•	•	•	•	•
Concerto™ Medium Cabasa	ZZXX0661	–	–	1	68 lbs (31 kg)	•	•	•	•	•
Concerto™ Large Cabasa	ZZXX0662	–	–	1	79 lbs (36 kg)	•	•	•	•	•





TOP INCLUSIVE PRODUCT

Accessible Whirl

ZZXX1158 • AGES: 2-12

- 6' (1,83m) diameter classic whirl sits flush with the ground
- Accommodates up to two wheelchair users, plus other riders
- Added seat gives extra support for kids or caregivers



Whirl-a-Round

ZZXX1153 • AGES: 5-12

- Classic whirl design offers familiar spinning experience—promoting vestibular, proprioceptive, balance, and cooperative skills
- 6' (1,83m) diameter accommodates many kids in a small footprint
- EN version available, ZZXX1154

Unity® SpinR 2 Seats

ZZXX0349 • AGES: 5-12

- Whirl with angled sides delivers a unique sensation and physically active experience—climb, spin, stand, sit, lie, hang, or balance
- Optional 1 or 2 recessed, outward-facing inclusive seats at transfer height with an inward pitch to support children with poor trunk control
- Accommodates up to 10 kids—encouraging cooperation and socialization

TOP INCLUSIVE PRODUCT

PRODUCT	ITEM	SPACE REQUIRED	FALL HEIGHT	USERS	WEIGHT	ADA	ASTM F1487	CPSC PUB.325	CAN./CSA Z614	EN1176
Accessible Whirl	ZZXX1158	24' 11" x 24' 11" (7,6m x 7,6m)	1' 3" (0,38m)	9	995 lbs (451 kg)	•	•	•	•	•
Whirl-a-Round	ZZXX1153	23' 11" x 23' 11" (7,29m x 7,29m)	1' 5" (0,43m)	12	441 lbs (200 kg)	•	•	•	•	•
Whirl-a-Round (EN)	ZZXX1154	23' 11" x 23' 11" (7,29m x 7,29m)	1' 5" (0,43m)	12	524 lbs (238 kg)	•	•	•	•	•
Unity® SpinR 2 Seats	ZZXX0349	25' 8" x 25' 8" (7,82m x 7,82m)	1' 5" (0,44m)	10	870 lbs (395 kg)	•	•	•	•	•

+CSA and EN compliant versions available.

All play equipment must be installed over an appropriate impact absorbing surface that complies with ASTM or CSA standards. See your Playworld representative for more information.



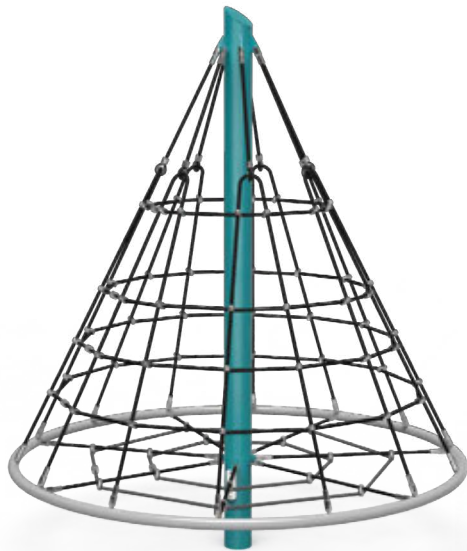
Cone Spinners

Cone Spinners combine the excitement of spinning with the challenge of climbing for an exhilarating play experience! Cone Spinners let many children play at once in an exciting event that combines the thrill of speed and the wonder of height with net play.

TOP INCLUSIVE PRODUCT

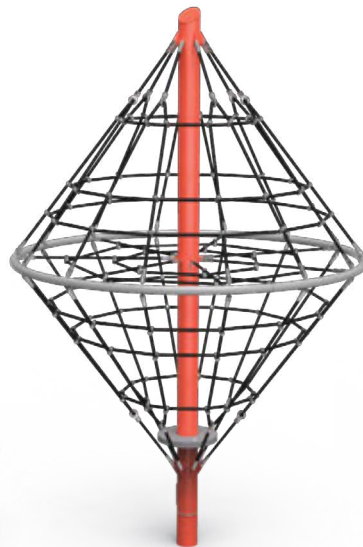
Cone Spinner Double-Decker

ZZXX0914 • AGES: 5-12



Cone Spinner

ZZXX0912 • AGES: 5-12



Cone Spinner Diamond

ZZXX0913 • AGES: 5-12



Cone Spinner w/ Floor

ZZXX0911 • AGES: 5-12

PRODUCT	ITEM	SPACE REQUIRED	FALL HEIGHT	USERS	WEIGHT	ADA	ASTM F1487	CPSC PUB.325	CAN/CSA Z614	EN1176
Cone Spinner Double-Decker	ZZXX0914	19' 10" x 19' 10" (6,04m x 6,04m)	9' 4" (2,83m)	14	522 lbs (237 kg)	•	•	•	•	•
Cone Spinner	ZZXX0912	18' 10" x 18' 10" (5,74m x 5,74m)	5' 2" (1,58m)	7	205 lbs (93 kg)	•	•	•	•	•
Cone Spinner Diamond	ZZXX0913	18' 10" x 18' 10" (5,74m x 5,74m)	8' 6" (2,59m)	12	259 lbs (118 kg)	•	•	•	•	•
Cone Spinner w/ Floor	ZZXX0911	18' 10" x 18' 10" (5,74m x 5,74m)	5' 0" (1,52m)	7	367 lbs (167 kg)	•	•	•	•	•



Spinami

ZZXX0151 • AGES: 5-12

- Upright spinning whirl accommodates lots of kids at once
- The closer you stand to the center pole, the faster Spinami will spin!

Cozy Cocoon™

ZZXX0483 • AGES: 2-12

- Designed for children who need a cozy space to escape to when overstimulated
- The spinning motion and interior tactile experiences assist children in relaxing
- The windows on both sides allow for adult supervision, while the child feels enclosed in the space

TOP INCLUSIVE PRODUCT



Spin Central

350-SPIN • AGES: 5-12

- Kids grab hold above and use their upper bodies to make crazy twists and turns

Loopy Whoop

ZZUN7096 • AGES: 5-12

- Kids start to spin as their body movement determines the speed

Vortex

350-VORTEX • AGES: 5-12

- Fun comes full circle while kids stand and spin for a vigorous ride

PRODUCT	ITEM	SPACE REQUIRED	FALL HEIGHT	USERS	WEIGHT	ADA	ASTM F1487	CPSC PUB.225	CAV/CSA Z614	EN1176
Spinami	ZZXX0151	24' 0" x 24' 0" (7,32m x 7,32m)	4' 0" (1,22m)	7	343 lbs (156 kg)	•	•	•	•	•
Cozy Cocoon™	ZZXX0483	14' 11" x 14' 9" (4,55m x 4,5m)	1' 2" (0,36m)	3	132 lbs (60 kg)	•	•	•	•	•
Spin Central	350-SPIN	16' 4" x 14' 1" (4,98m x 4,29m)	7' 0" (2,13m)	1	103 lbs (47 kg)	•	•	•	•	•
Loopy Whoop	ZZUN7096	13' 8" x 13' 8" (4,17m x 4,17m)	1' 2" (0,36m)	3	100 lbs (45 kg)	•	•	•	•	•
Vortex	350-VORTEX	28' 7" x 18' 5" (8,71m x 5,61m)	0' 9" (0,23m)	2	335 lbs (152 kg)	•	•	•	•	•

+CSA and EN compliant versions available.

All play equipment must be installed over an appropriate impact absorbing surface that complies with ASTM or CSA standards. See your Playworld representative for more information.



Overdrive

ZZXX0150 • AGES: 5-12

- Kids hold onto the handles, run to start the motion, and get dizzy with excitement
- Exciting overhead whirl can accommodate a large group of kids
- The more kids run, the faster Overdrive spins!



Spintastic

ZZXX0132 • AGES: 5-12

- Designed on a slight angle for maximum spinning
- Self-regulated speed, based on the child's ability and balance



Swirl Saucer

ZZXX0503 • AGES: 2-12

- Spin and rock in this durable, metal saucer
- Encourages cooperative play or interaction with a caregiver
- Up to 2 children can enjoy the ride



Whirligig

ZZXX0043 • AGES: 5-12

- There will be giggles galore as children delight in wacky whirling action

TOP INCLUSIVE PRODUCT



Spin Cup

ZZXX0065 • AGES: 2-12

- Kids sit in the cup while others spin them

TOP INCLUSIVE PRODUCT



Revo

ZZXX0081 • AGES: 5-12

- Vertical rotating ring makes Revo a unique play experience
- Sitting inside, a child can spin a full 360° or rock back and forth
- Designed with outer grips so other children can assist with spinning

PRODUCT	ITEM	SPACE REQUIRED	FALL HEIGHT	USERS	WEIGHT	ADA	ASTM F1487	CPSC PUB.325	CAV/CSA Z614	EN1176
Overdrive	ZZXX0150	24' 2" x 24' 2" (7,37m x 7,37m)	5' 6" (1,68m)	6	331 lbs (150 kg)	•	•	•	•	•
Spintastic	ZZXX0132	13' 8" x 13' 8" (4,17m x 4,17m)	0' 5" (0,12m)	2	54 lbs (25 kg)	•	•	•	•	•
Swirl Saucer	ZZXX0503	21' 5" x 21' 5" (6,53m x 6,53m)	2' 1" (0,63m)	4	170 lbs (78 kg)	•	•	•	•	•
Whirligig	ZZXX0043	14' 6" x 14' 6" (4,42m x 4,42m)	1' 5" (0,42m)	4	149 lbs (68 kg)	•	•	•	•	•
Spin Cup	ZZXX0065	14' 0" x 14' 0" (4,27m x 4,27m)	2' 0" (0,61m)	1	58 lbs (26 kg)	•	•	•	•	•
Revo	ZZXX0081	18' 1" x 13' 5" (5,52m x 4,09m)	1' 5" (0,42m)	2	295 lbs (134 kg)	•	•	•	•	•



Unity® RockR

ZZXX0193 • AGES: 2-12

- Unlike a single rider experience, this spring rider can accommodate six riders at a time
- Multiple ways to engage—sit on outside edge, sit, kneel, or lie in bowl
- Multigenerational
- Inclusive features: mounted at transfer height, provides full body support, and encourages children of all abilities to play together on the same piece of equipment
- Allows child-caregiver interaction



Wave Rider Seesaw

ZZXX0650 • AGES: 2-12

- Encourages cooperative play
- Unique spring design prevents "bottoming out" for safer play



Bing Boing

ZZXX0044 • AGES: 5-12

- Kids can bob back and forth and spin around at the same time



Nucleo

ZZXX0083 • AGES: 5-12

- Kids can bounce and "surf"
- Range of motion is determined by child's weight
- Promotes balance and coordination

PRODUCT	ITEM	SPACE REQUIRED	FALL HEIGHT	USERS	WEIGHT	ADA	ASTM F1487	CPSC PUB.225	CAV/CSA Z614	EN1176
Unity® RockR	ZZXX0193	18' 2" x 18' 2" (5,54m x 5,54m)	1' 7" (0,49m)	6	499 lbs (227 kg)	•	•	•	•	•
Wave Rider Seesaw	ZZXX0650	19' 11" x 13' 2" (6,06m x 4,01m)	1' 12" (0,6m)	2	168 lbs (76 kg)	•	•	•	•	•
Bing Boing	ZZXX0044	17' 2" x 17' 2" (5,23m x 5,23m)	1' 6" (0,45m)	4	276 lbs (125 kg)	•	•	•	•	•
Nucleo	ZZXX0083	17' 0" x 15' 7" (5,18m x 4,75m)	2' 0" (0,61m)	1	103 lbs (47 kg)	•	•	•	•	•

+CSA and EN compliant versions available.

All play equipment must be installed over an appropriate impact absorbing surface that complies with ASTM or CSA standards. See your Playworld representative for more information.



Unity® Teeter Tunnel® w/ Perf Top

ZZXX0192 • AGES: 5-12

- Encourages socialization and cooperation as kids learn to work together to go up and down
- Unlike traditional seesaws, many kids can participate at once
- The cheerful shouts of the kids will make you think you're at the amusement park!
- Many ways to ride—stand, sit, lie down, or hang out in the tunnel for a different experience
- Engages core muscles as kids work to stay balanced
- Bumpers included
- Perforated roof shown. Also available with Lexan® top



Seesaw

ZZXX0605 • AGES: 5-12

- 4-seat version shown; 2-seat option available, ZZXX0604
- Tires shown are included



Duo Seesaw

ZZXX0596 • AGES: 2-12

- Ideal for building strength & coordination
- Available w/out Backrests, ZZXX0595

Quattro Seesaw

ZZXX0598 • AGES: 2-12

- Unique spring design prevents bottoming out for safer play
- Available w/out Backrests, ZZXX0597

PRODUCT	ITEM	SPACE REQUIRED	FALL HEIGHT	USERS	WEIGHT	ADA	ASTM F1487	CPSC PUB.222	CAV/CSA Z614	EN1176
Unity® Teeter Tunnel® w/ Perf Top	ZZXX0192	24' 10" x 14' 2" (7,56m x 4,33m)	2' 10" (0,86m)	10	910 lbs (413 kg)	•	•	•	•	•
Seesaw 4-Seat	ZZXX0605	24' 1" x 17' 5" (7,34m x 5,31m)	3' 3" (0,99m)	4	324 lbs (147 kg)	•	•	•	•	•
Seesaw 2-Seat	ZZXX0604	24' 1" x 14' 10" (7,34m x 4,52m)	3' 3" (0,99m)	2	171 lbs (78 kg)	•	•	•	•	•
Duo Seesaw With Backrests	ZZXX0596	20' 3" x 13' 3" (6,17m x 4,04m)	2' 1" (0,63m)	2	210 lbs (96 kg)	•	•	•	•	•
Duo Seesaw Without Backrests	ZZXX0595	19' 8" x 13' 3" (6m x 4,04m)	2' 1" (0,63m)	2	197 lbs (90 kg)	•	•	•	•	•
Quattro Seesaw With Backrests	ZZXX0598	20' 6" x 15' 8" (6,25m x 4,78m)	2' 1" (0,63m)	6	483 lbs (219 kg)	•	•	•	•	•
Quattro Seesaw Without Backrests	ZZXX0597	19' 10" x 15' 8" (6,04m x 4,78m)	2' 1" (0,63m)	6	456 lbs (207 kg)	•	•	•	•	•



Sidewinder Cycle with Sidecar

ZZXX0584 • AGES: 2-5

- Also available w/out Sidecar, ZZXX0583



Freddy Firetruck

ZZXX0620 • AGES: 2-12



Bernie Bus

ZZXX0622 • AGES: 2-12

Spring Mates®



Chipmunk

ZZXX0737 • AGES: 2-5



Duck

ZZXX0721 • AGES: 2-5



Turtle

ZZXX0741 • AGES: 2-5



Pony

ZZXX0725 • AGES: 2-5

PRODUCT	ITEM	SPACE REQUIRED	FALL HEIGHT	USERS	WEIGHT	ADA	ASTM F1487	CPSC PUB.325	CAW/CSA Z614	EN1176
Classic Spring Riders Sidewinder Cycle with Sidecar	ZZXX0584	15' 3" x 15' 1" (4,65m x 4,6m)	2' 4" (0,71m)	2	130 lbs (59 kg)	•	•	•	•	•
Classic Spring Riders Sidewinder Cycle	ZZXX0583	15' 3" x 13' 3" (4,65m x 4,05m)	2' 4" (0,71m)	1	67 lbs (31 kg)	•	•	•	•	•
Freddy Firetruck Spring Mount	ZZXX0620	22' 3" x 18' 8" (6,78m x 5,7m)	2' 5" (0,73m)	9	752 lbs (342 kg)	•	•	•	•	•
Bernie Bus Spring Mount	ZZXX0622	22' 0" x 18' 8" (6,71m x 5,7m)	2' 3" (0,69m)	9	657 lbs (298 kg)	•	•	•	•	•
Spring Mates® Chipmunk	ZZXX0737	14' 6" x 13' 4" (4,41m x 4,08m)	1' 10" (0,55m)	1	68 lbs (31 kg)	•	•	•	•	•
Spring Mates® Duck	ZZXX0721	14' 3" x 13' 3" (4,34m x 4,04m)	1' 11" (0,58m)	1	64 lbs (29 kg)	•	•	•	•	•
Spring Mates® Turtle	ZZXX0741	14' 3" x 13' 2" (4,33m x 4,02m)	1' 12" (0,6m)	1	65 lbs (30 kg)	•	•	•	•	•
Spring Mates® Pony	ZZXX0725	14' 6" x 13' 4" (4,41m x 4,06m)	1' 10" (0,57m)	1	70 lbs (32 kg)	•	•	•	•	•

+CSA and EN compliant versions available. All play equipment must be installed over an appropriate impact absorbing surface that complies with ASTM or CSA standards. See your Playworld representative for more information.



All products on this page are also available with sound. Contact your local Playworld representative for more information.



Boat w/out Sound
ZZXX0551 • AGES: 2-5



Truck w/out Sound
ZZXX0557 • AGES: 2-5



Airplane w/out Sound
ZZXX0553 • AGES: 2-5



Car w/out Sound
ZZXX0555 • AGES: 2-5



Funky Animals Bumble Bee
w/out Sound
ZZXX0567 • AGES: 2-5



Funky Animals Cow
w/out Sound
ZZXX0561 • AGES: 2-5



Funky Animals Ladybug
w/out Sound
ZZXX0565 • AGES: 2-5



Funky Animals Horse
w/out Sound
ZZXX0563 • AGES: 2-5

PRODUCT	ITEM	SPACE REQUIRED	FALL HEIGHT	USERS	WEIGHT	ADA	ASTM F1487	CPSC PUB.325	CAW/CSA 2514	EN1176
Boat Without Sound	ZZXX0551	15' 0" x 13' 11" (4,57m x 4,24m)	1' 5" (0,43m)	1	84 lbs (39 kg)	•	•	•	•	•
Truck Without Sound	ZZXX0557	15' 0" x 13' 10" (4,57m x 4,22m)	1' 5" (0,43m)	1	88 lbs (40 kg)	•	•	•	•	•
Airplane Without Sound	ZZXX0553	15' 0" x 13' 10" (4,57m x 4,22m)	1' 5" (0,43m)	1	83 lbs (38 kg)	•	•	•	•	•
Car Without Sound	ZZXX0555	15' 0" x 13' 10" (4,57m x 4,22m)	1' 5" (0,43m)	1	85 lbs (39 kg)	•	•	•	•	•
Bumble Bee Without Sound	ZZXX0567	15' 1" x 13' 4" (4,6m x 4,06m)	1' 8" (0,5m)	1	52 lbs (24 kg)	•	•	•	•	•
Cow Without Sound	ZZXX0561	15' 4" x 13' 4" (4,67m x 4,06m)	1' 8" (0,5m)	1	50 lbs (23 kg)	•	•	•	•	•
Ladybug Without Sound	ZZXX0565	14' 10" x 13' 4" (4,52m x 4,06m)	1' 8" (0,5m)	1	49 lbs (23 kg)	•	•	•	•	•
Horse Without Sound	ZZXX0563	15' 6" x 13' 4" (4,73m x 4,06m)	1' 8" (0,5m)	1	51 lbs (23 kg)	•	•	•	•	•

ZoomTrax delights users as they soar from one end to another suspended along an overhead rail! Each unit accommodates one rider with the option of a standard disc-style or accessible seat.



ZoomTrax with Accessible Seat

ZZXX1138 • AGES: 5-12

- Accessible seat for ZoomTrax includes an over-the-shoulder harness that snap-locks into place
- High-angled back
- Contoured sides for increased support

TOP INCLUSIVE PRODUCT

ZoomTrax with Disc Seat

ZZXX1136 • AGES: 5-12

- Seat lets users glide from one end to the other while suspended along an overhead rail
- Accommodates one rider on a disc-style seat
- “Launch pad” on either end lets kids push off to propel themselves down the rail



ZoomTrax Add-A-Bay Options

AGES: 5-12

- Add-A-Bay connects to ZoomTrax units
- Accommodates one rider on a disc-style or accessible seat

TOP INCLUSIVE PRODUCT

PRODUCT	ITEM	SPACE REQUIRED	FALL HEIGHT	USERS	WEIGHT	ADA	ASTM F1487	CPSC PUB.225	CAV/CSA Z614	EN1176
ZoomTrax with Accessible Seat	ZZXX1138	52' 2" x 24' 10" (15,9m x 7,57m)	7' 9" (2,36m)	1	1061 lbs (482 kg)	•	•	•	•	
ZoomTrax Add-A-Bay with Accessible Seat	ZZXX1139	52' 2" x 12' 4" (15,9m x 3,75m)	7' 9" (2,36m)	1	791 lbs (359 kg)	•	•	•	•	
ZoomTrax with Disc Seat	ZZXX1136	57' 9" x 24' 10" (17,6m x 7,57m)	7' 5" (2,26m)	1	1242 lbs (564 kg)	•	•	•	•	•
ZoomTrax Add-A-Bay with Disc Seat	ZZXX1137	57' 9" x 12' 4" (17,6m x 3,75m)	7' 5" (2,26m)	1	973 lbs (442 kg)	•	•	•	•	•

+CSA and EN compliant versions available. All play equipment must be installed over an appropriate impact absorbing surface that complies with ASTM or CSA standards. See your Playworld representative for more information.



LiveWire Zip Line™

ZZXX1145 • AGES: 5-12

- Kids will line up to take their turn on this exhilarating ride!
- Stand or sit on this 80' (24,4m) long zip line with sleek sculptural styling
- Perceived element of risk; zip line is safe and low to the ground



Vaquero

ZZXX0149 • AGES: 5-12

- This fun ride can accommodate a large group of kids
- Kids can sit, sway, and rock, pushing with their legs
- Younger children can sit while parents use handles to give a gentle ride
- Unique saddle design; holes will accommodate multiple ways for kids to sit



Monorail

350-MONO • AGES: 5-12

- Patented air brakes for smooth, safe stop
- Cantilever posts clear path for safer use

Cruise Line™

ZZXX0355 • AGES: 5-12

- Unique ride gives kids the thrill of something exciting and new with perceived risk and speed
- Riders can sit back-to-back, face-to-face, alone, or even lie down
- Children can imagine they're flying, or create new games and take turns
- Cruise Line provides opportunities for inclusive play, exercise, and cooperative play



TOP INCLUSIVE PRODUCT

PRODUCT	ITEM	SPACE REQUIRED	FALL HEIGHT	USERS	WEIGHT	ADA	ASTM F1487	CPSC PUB.203	CAV/CSA Z614	EN1176
LiveWire Zip Line™	ZZXX1145	112' 11" x 23' 7" (34,42m x 7,19m)	11' 3" (3,43m)	3	1702 lbs (772 kg)	•	•	•	•	•
Vaquero	ZZXX0149	30' 4" x 30' 4" (9,24m x 9,24m)	2' 2" (0,66m)	6	533 lbs (242 kg)	•	•	•	•	•
Monorail	350-MONO	31' 4" x 15' 2" (9,55m x 4,62m)	7' 0" (2,13m)	1	333 lbs (151 kg)	•	•	•	+	•
Cruise Line™	ZZXX0355	41' 5" x 23' 6" (12,62m x 7,16m)	8' 11" (2,72m)	6	957 lbs (435 kg)	•	•	•	•	•



Unity® Hoopla Swing

350-HOOPLA • AGES: 2-12

TOP INCLUSIVE PRODUCT



Unity® Basket Swing

350-BASKET • AGES: 2-12

TOP INCLUSIVE PRODUCT



Unity® Basket Swing Add-A-Bay

350-BASKET-ADD • AGES: 2-12

TOP INCLUSIVE PRODUCT



Classic Standard Swings

SWING-8-6 • AGES: 2-12

- Slash-proof, black belt swing seats with zinc coated chains
- 8' (2,44m) high top rail and 6 seats
- Also available in 10' (3,05m) height
- Available with anti-wrap swing hanger



Single Post Swing with Toddler Beam

SWING-SP-TOD • AGES: 2-12

- Two black belt swing seats and one toddler seat with zinc coated chains included
- 8' (2,44m) tall with 5" (12,7cm) outer diameter end posts
- Also available without toddler beam



Early Childhood T-Swing

ZZXX0822 • AGES: 2-5

- Two black, slash-proof toddler seats with zinc coated chains included
- 7' (2,13m) tall with 3-1/2" (8,8cm) diameter posts

PRODUCT	ITEM	SPACE REQUIRED	FALL HEIGHT	USERS	WEIGHT	ADA	ASTM F1487	CPSC PUB.225	CAV/CSA Z614	EN1176
Unity® Hoopla Swing	350-HOOPLA	26' 7" x 27' 4" (8,1m x 8,33m)	7' 11" (2,41m)	4	232 lbs (106 kg)	•	•	•	•	•
Unity® Hoopla Swing Add-A-Bay	350-HOOPLA-ADD	+ 15' 0" (x 4,57m)	7' 11" (2,41m)	4	247 lbs (113 kg)	•	•	•	•	•
Unity® Basket Swing Add-A-Bay	350-BASKET-ADD	+ 15' 0" (x 4,57m)	7' 11" (2,41m)	4	281 lbs (128 kg)	•	•	•	•	•
Unity® Basket Swing	350-BASKET	26' 7" x 27' 4" (8,1m x 8,33m)	7' 11" (2,41m)	4	266 lbs (121 kg)	•	•	•	•	•
Classic Standard Swings 6-Seats	SWING-8-6	48' 8" x 32' 2" (14,83m x 9,81m)	8' 0" (2,44m)	6	504 lbs (229 kg)	•	•	•	•	+
Classic Standard Swings 4-Seats	SWING-8-4	38' 2" x 32' 2" (11,63m x 9,81m)	8' 0" (2,44m)	4	362 lbs (165 kg)	•	•	•	•	+
Classic Standard Swings 2-Seats	SWING-8-2	27' 7" x 32' 2" (8,41m x 9,81m)	8' 0" (2,44m)	2	220 lbs (100 kg)	•	•	•	•	+
Single Post Swings 2-Seat	SWING-SP	24' 1" x 32' 4" (7,34m x 9,85m)	8' 0" (2,44m)	2	276 lbs (125 kg)	•	•	•	•	+
Single Post Swing with Toddler Beam	SWING-SP-TOD	28' 8" x 32' 4" (8,74m x 9,85m)	8' 0" (2,44m)	3	333 lbs (151 kg)	•	•	•	•	+
Early Childhood T-Swing	ZZXX0822	22' 7" x 20' 4" (6,88m x 6,2m)	8' 0" (2,44m)	1	244 lbs (111 kg)	•	•	•	•	+

+CSA and EN compliant versions available.

All play equipment must be installed over an appropriate impact absorbing surface that complies with ASTM or CSA standards. See your Playworld representative for more information.

Heavy Duty Swings

SWING-HD-8-4 • AGES: 2-12

- 2-3/8" (6,03cm) outer diameter end posts and 3-1/2" (8,8cm) outer diameter top rail
- Four slash-proof, black belt swing seats with zinc coated chains
- Also available in 10' height
- 2, 4, or 6 seats options



Swing Along

SWING-ALONG-500 • AGES: 2-5

- Multigenerational swing features face-to-face seats: one for children under five and one for a sibling, parent, or caregiver
- Also available in 3-1/2" (8,8cm)
- Add-a-bay options also available



Tire Swing

SWING-500-TIRE • AGES: 2-12

- 5" (12,7cm) diameter end posts
- Top rail is made from 11-gauge galvanized steel
- Add-a-bay option also available



Arch Swings

500-ARCH • AGES: 2-12

- 5" (12,7cm) outer diameter aluminum arch frame and two black belt swing seats with zinc coated chains
- Also available in 3-1/2" (8,8cm)
- Add-a-bay options also available

Swing Along Seat

AGES: 2-5

- Deeper seat with chain suspension in front of toddler provides more support and multiple, easy handholds
- Promotes social, emotional, visual, vestibular, proprioceptive, and language development
- Use with exclusive Swing Along bay requiring less surfacing or with many of our other swing frames (sold separately)



TOP INCLUSIVE PRODUCT

Accessible Swing Seat

AGES: 2-12

- Available in 7' (2,13m), 8' (2,44m), and 10' (3,05m) top rail versions
- Can be used on many of the swing sets shown here

TOP INCLUSIVE PRODUCT



PRODUCT	ITEM	SPACE REQUIRED	FALL HEIGHT	USERS	WEIGHT	ADA	ASTM F487	CPSC PUB.325	CAIV/CSA Z614	EN1176
Heavy Duty Swings 6-Seats	SWING-HD-8-6	54' 7" x 32' 4" (16,64m x 9,85m)	8' 0" (2,44m)	6	691 lbs (314 kg)	•	•	•	•	+
Heavy Duty Swings 4-Seats	SWING-HD-8-4	43' 10" x 32' 4" (13,36m x 9,85m)	8' 0" (2,44m)	4	515 lbs (234 kg)	•	•	•	•	+
Heavy Duty Swings 2-Seats	SWING-HD-8-2	33' 1" x 32' 4" (10,08m x 9,85m)	8' 0" (2,44m)	2	338 lbs (154 kg)	•	•	•	•	+
Swing Along	SWING-ALONG-500	19' 7" x 32' 5" (5,97m x 9,88m)	8' 0" (2,44m)	2	219 lbs (100 kg)	•	•	•	•	+
Swing Along Add-a-Bay Unit	SWING-ALONG-500-ADD	+ 7' 2" (x 2,19m)	8' 0" (2,44m)	2	151 lbs (69 kg)	•	•	•	•	+
Tire Swing	SWING-500-TIRE	27' 11" x 22' 5" (8,51m x 6,83m)	6' 11" (2,11m)	3	254 lbs (115 kg)	•	•	•	•	+
Tire Swing Add-a-Bay Unit	SWING-500-TIRE-ADD	+ 22' 5" (x 6,83m)	6' 11" (2,11m)	3	199 lbs (91 kg)	•	•	•	•	+
Arch Swings 2-Seats	500-ARCH	23' 5" x 32' 5" (7,14m x 9,88m)	8' 0" (2,44m)	2	234 lbs (106 kg)	•	•	•	•	+
Arch Swing Add-A-Bay Unit	500-ARCH-ADD	+ 11' 0" (x 3,35m)	8' 0" (2,44m)	2	166 lbs (75 kg)	•	•	•	•	+
Arch Swings 2-Seats	350-ARCH	23' 2" x 32' 4" (7,06m x 9,85m)	8' 0" (2,44m)	2	299 lbs (136 kg)	•	•	•	•	+
Arch Swing Add-A-Bay Unit	350-ARCH-ADD	+ 10' 11" (x 3,33m)	8' 0" (2,44m)	2	184 lbs (84 kg)	•	•	•	•	+
Swing Along Seat	ZZX0635	-	8' 0" (2,44m)	2	32 lbs (15 kg)	•	•	•	•	+



Unity® Slide Climber

ZZXX0346 • AGES: 5-12

- The thrill of a slide and so much more!
- Three different climbers for a variety of challenge levels
- Tube at the top is entry to slide and a gathering point
- Children use the space underneath to socialize and play games



Nuvo™ 360° Spiral Slide

ZZXX0630 • AGES: 2-12

- Corkscrew slide features a one-piece bedway and canopy with molded-in handhold
- Graceful curves and swirls match Nuvo style
- Deck height is 6' (1,83m)



Twist and Shout Slide

ZZCH2728 • AGES: 2-12

- Curved, textured bedways give a thrilling side-to-side motion
- Deck height is 4' (1,22m)



Rumble Seat Slide

ZZCH2738 • AGES: 2-12

- Bumpy slide helps build multi-sensory awareness
- Deck height is 5' (1,52m)



Boulder Hill Slide

CB-1300 • AGES: 2-12

- Build a slide into your site's landscape for the ultimate wow factor
- Bring the fun of sliding into the natural setting, featuring a boulder entrance
- Slide is segmented for design flexibility; choose from hundreds of configurations



Glide Slide

ZZCH3536 • AGES: 2-12

- Durable one-piece design
- Available from three deck heights: 4' (1,22m, shown), 5' (1,52m), and 6' (1,83m)

PRODUCT	ITEM	SPACE REQUIRED	FALL HEIGHT	USERS	WEIGHT	ADA	ASTM F1487	CPSC PUB.328	CAV/CSA Z614	EN1176
Unity® Slide Climber	ZZXX0346	33' 11" x 19' 7" (10,33m x 5,96m)	8' 7" (2,62m)	10	896 lbs (407 kg)	•	•	•	•	•
Nuvo™ 360° Spiral Slide	ZZXX0630	22' 10" x 17' 5" (6,96m x 5,31m)	6' 0" (1,83m)	4	900 lbs (409 kg)	•	•	•	•	•
Challengers® Twist and Shout Slide	ZZCH2728	24' 11" x 16' 2" (7,6m x 4,93m)	4' 0" (1,22m)	4	475 lbs (216 kg)	•	•	•	+	+
Challengers® Rumble Seat Slide	ZZCH2738	25' 2" x 16' 5" (7,67m x 5m)	5' 0" (1,52m)	6	504 lbs (229 kg)	•	•	•	+	+
Boulder Hill Slide	CB-1300	29' 8" x 15' 4" (9,04m x 4,67m)	7' 0" (2,13m)	9	1211 lbs (549 kg)	•	•	•	•	•
Glide Slide	ZZCH3536	24' 6" x 15' 2" (7,48m x 4,61m)	4' 0" (1,22m)	4	384 lbs (174 kg)	•	•	•	+	•

+CSA and EN compliant versions available.

All play equipment must be installed over an appropriate impact absorbing surface that complies with ASTM or CSA standards. See your Playworld representative for more information.

Adventure Tubes

Originally introduced in 2007, Adventure Tubes have been reinvented with a daring new design to take kids beyond a typical cylindrical tube experience into a more modern, complex space that's ripe for exploration. Made of sturdy rotomolded plastic with perforated steel windows for high visibility, Adventure Tubes will withstand the escapades of countless adventurers.



Nature Themed Panel
Panels sold separately



Geometric Panel
Panels sold separately



High Climb Adventure Tube

ZZUN5215 • AGES: 2-12


Panels sold separately



Horizontal S & 90° Adventure Tube

ZZUN5216 • AGES: 2-12

Panels sold separately



Passage Adventure Tube

ZZUN5213 • AGES: 2-12

Panels sold separately



Low Climb Adventure Tube

ZZUN5214 • AGES: 2-12

Panels sold separately



Log Tube

ZZUN5197 • AGES: 2-12

PRODUCT	ITEM	SPACE REQUIRED	FALL HEIGHT	USERS	WEIGHT	ADA	ASTM F1487	CPSC PUB.305	CAN./CSA Z614	EN1176
Nature Adventure Tube Panels	ZZUN5211	-	0' 9" (0,24m)	-	57 lbs (26 kg)	•	•	•	•	•
Geometric Adventure Tube Panels	ZZUN5212	-	0' 9" (0,24m)	-	50 lbs (23 kg)	•	•	•	•	•
High Climb Adventure Tube	ZZUN5215	24' 2" x 15' 10" (7,37m x 4,82m)	3' 8" (1,12m)	7	376 lbs (171 kg)	•	•	•	•	•
Horizontal S & 90° Adventure Tube	ZZUN5216	18' 0" x 18' 3" (5,49m x 5,56m)	0' 8" (0,21m)	4	93 lbs (43 kg)	•	•	•	•	•
Passage Adventure Tube	ZZUN5213	16' 0" x 15' 3" (4,88m x 4,65m)	0' 12" (0,29m)	2	56 lbs (26 kg)	•	•	•	•	•
Low Climb Adventure Tube	ZZUN5214	23' 11" x 15' 10" (7,29m x 4,82m)	0' 11" (0,28m)	6	223 lbs (101 kg)	•	•	•	•	•
Log Tube	ZZUN5197	18' 0" x 15' 11" (5,49m x 4,84m)	0' 7" (0,18m)	3	137 lbs (63 kg)	•	•	•	•	•



Balance Trax

TOP INCLUSIVE PRODUCT

BT-1201 • AGES: 2-12

- Designed for children to improve their balance skills
- Uneven platforms provide a greater challenge for kids with special needs
- Sturdy handrails encourage safe risk taking



Unity Steppers

AGES: 2-12

- Available in small, medium, and large
- Multi-functional stepping "stones" connect equipment, and provide social gathering places
- Opportunities for pretend games like crossing a river

TOP INCLUSIVE PRODUCT



Bounce Button

ZZUN7090 • AGES: 5-12

- Range of motion determined by user's weight



Parallel Bars

ZZUN5750 • AGES: 5-12

- Builds upper-body strength and stamina

Balance Beams

AGES: 2-12

- Made of steel with galvanized steel support legs
- Helps develop balance and coordination
- Available in Curved (as shown) and Dura (Straight) Balance Beam options

PRODUCT	ITEM	SPACE REQUIRED	FALL HEIGHT	USERS	WEIGHT	ADA	ASTM F1487	CPSC PUB.225	CAN./CSA Z814	EN1176
Balance Trax	BT-1201	38' 5" x 21' 3" (11,71m x 6,48m)	1' 4" (0,41m)	20	930 lbs (422 kg)	•	•	•	•	•
A. Balance Trax Boomerang	ZZX0345	18' 0" x 14' 11" (5,49m x 4,55m)	0' 8" (0,2m)	2	123 lbs (56 kg)	•	•	•	•	•
B. Balance Trax Pond	ZZX0341	13' 2" x 13' 2" (4,01m x 4,01m)	0' 8" (0,2m)	1	17 lbs (8 kg)	•	•	•	•	•
C. Balance Trax Dunes	ZZX0343	19' 0" x 14' 2" (5,79m x 4,31m)	1' 1" (0,33m)	2	152 lbs (69 kg)	•	•	•	•	•
D. Balance Trax Snake	ZZX0344	19' 9" x 16' 3" (6,02m x 4,95m)	0' 8" (0,2m)	2	165 lbs (75 kg)	•	•	•	•	•
E. Balance Trax Mountain (Surf Mnt)	ZZX0342	19' 0" x 14' 2" (5,79m x 4,31m)	1' 4" (0,41m)	2	149 lbs (68 kg)	•	•	•	•	•
Unity® Steppers Large	ZZUN7138	15' 10" x 15' 10" (4,82m x 4,82m)	1' 7" (0,48m)	4	128 lbs (59 kg)	•	•	•	•	•
Unity® Steppers Medium	ZZUN7137	14' 0" x 14' 0" (4,28m x 4,28m)	0' 12" (0,3m)	1	55 lbs (25 kg)	•	•	•	•	•
Unity® Steppers Small	ZZUN7136	13' 4" x 13' 4" (4,06m x 4,06m)	0' 9" (0,22m)	1	30 lbs (14 kg)	•	•	•	•	•
Bounce Button	ZZUN7090	15' 2" x 15' 2" (4,62m x 4,62m)	1' 7" (0,49m)	1	32 lbs (15 kg)	•	•	•	•	•
Parallel Bars	ZZUN5750	23' 6" x 13' 10" (7,16m x 4,22m)	2' 8" (0,81m)	3	103 lbs (47 kg)	•	•	•	•	•
Balance Beam Curved	ZZX1020	23' 0" x 16' 0" (7,01m x 4,88m)	1' 4" (0,41m)	2	62 lbs (29 kg)	•	•	•	•	•
Balance Beam Dura (Straight)	ZZUN6500	22' 0" x 12' 6" (6,71m x 3,81m)	1' 0" (0,3m)	2	59 lbs (27 kg)	•	•	•	•	•

+CSA and EN compliant versions available.

All play equipment must be installed over an appropriate impact absorbing surface that complies with ASTM or CSA standards. See your Playworld representative for more information.



Sidewalk

ZZUN7100 • AGES: 2-12

- Sections move based on child's weight
- Develops sense of balance, coordination, and motor skills

Stationary Buttons

AGES • 2-12

- Can be mounted with other buttons at different heights to create a staircase or walkway
- Available in 1' (0,3m), 1' 6" (0,46m), and 2' (0,61m) heights



Tetherball

ZZXX1079 • AGES: 5-12

- Classic game of a ball on a rope that swings around a center post
- Ball features a recessed rope attachment for extra protection
- Replacement ball with rope also available



Toss-Up

ZZXX1050 • AGES: 2-12

- Unique funnel shape with four openings makes it even more fun to guess where the ball will come out
- Large capacity to receive more than one ball at a time for more fun



Triple Shoot-Out

ZZXX1051 • AGES: 2-12

- Adjustable baskets create opportunity for challenge and growth
- Three baskets open up the imagination to create new games

TOP INCLUSIVE PRODUCT

PRODUCT	ITEM	SPACE REQUIRED	FALL HEIGHT	USERS	WEIGHT	ADA	ASTM F1487	CPSC PUB.325	CAV/CSA Z614	EN1176
A. Sidewalk	ZZUN7100	22' 3" x 15' 4" (6,77m x 4,67m)	1' 6" (0,47m)	3	167 lbs (76 kg)	•	•	•	•	•
B. Stationary Buttons 1' (0,31m)	ZZUN7140	13' 2" x 13' 2" (4,01m x 4,01m)	1' 0" (0,3m)	1	28 lbs (13 kg)	•	•	•	•	•
Tetherball	ZZXX1079	12' 0" x 12' 0" (3,66m x 3,66m)	–	2	32 lbs (15 kg)					
Tetherball Replacement Ball with Rope	ZZXX1080	–	–	2	1 lbs (1 kg)					
Toss-Up	ZZXX1050	12' 0" x 12' 0" (3,66m x 3,66m)	–	8	110 lbs (50 kg)	•	•	•	•	•
Triple Shoot-Out	ZZXX1051	12' 0" x 12' 0" (3,66m x 3,66m)	–	8	309 lbs (141 kg)	•	•	•	•	•



Home Dome

ZZXX0365 • AGES: 2-5

- The first play dome that doubles as a playhouse or clubhouse
- Spacing between rungs has been carefully designed for younger children for just the right amount of challenge and accomplishment
- Develops children's understanding of spatial relationships of their body in a space
- Develops upper-body strength by hanging and swinging, jumping, discovery of new climbing paths, and details within the dome
- Improves social skills through inventive physical and imaginative play



Butterfly Climber

ZZXX0480 • AGES: 2-5

- Gives children a fun and safe place to practice their balance and coordination skills
- Hand-eye coordination improves as they use the handholds in the butterfly wings
- Encourages children to socialize and negotiate to pass one another
- Each colorful butterfly sold separately



Flower Climber

ZZXX0479 • AGES: 2-5

- Safe, fun, and easy to engage; children will love climbing up, over, and through
- Children practice control and balance, and become aware of their body position in space



Rhythm Wall

350-1431 • AGES: 2-12

- Connected panels of drums, chimes, bells, and horns encourage socialization and collaborative music-making
- Camber Half Square Roof provides economical sun protection



Drum Set

ZZUN5049 • AGES: 2-12

- Three bongo-style drums in varying tones

PRODUCT	ITEM	SPACE REQUIRED	FALL HEIGHT	USERS	WEIGHT	ADA	ASTM F1487	CPSC PUBLIC LAW 3035	CAV/CSA Z614	EN1176
Home Dome	ZZXX0365	21' 10" x 22' 2" (6,65m x 6,76m)	4' 8" (1,43m)	8	427 lbs (194 kg)	•	•	•	•	•
Butterfly Climber	ZZXX0480	13' 4" x 13' 2" (4,05m x 4,01m)	0' 10" (0,25m)	1	40 lbs (19 kg)	•	•	•	•	•
Flower Climber	ZZXX0479	18' 9" x 15' 0" (5,72m x 4,57m)	4' 0" (1,22m)	3	91 lbs (42 kg)	•	•	•	•	•
Rhythm Wall	350-1431	23' 0" x 15' 10" (7,01m x 4,82m)	–	8	420 lbs (191 kg)	•	•	•	•	•
Drum Set	ZZUN5049	14' 5" x 16' 11" (4,39m x 5,15m)	–	2	122 lbs (55 kg)	•	•	•	•	•

+CSA and EN compliant versions available.

All play equipment must be installed over an appropriate impact absorbing surface that complies with ASTM or CSA standards. See your Playworld representative for more information.

PlayExpress AGES: 2-5

Available in two color palettes; Primary is shown.



Playdozer

ZZXX3230 • AGES: 2-12

- Colors as shown



Sand & Water Table with LolliTops™

ZZXX1275 • AGES: 2-12

- Complete with three whimsical LolliTop post toppers
- Two-basin accessible table with drain plug and two multifunctional bin covers
- Also available without LolliTops (ZZXX1270)


EZ-Digger

AGES: 2-12

TOP INCLUSIVE PRODUCT


- Features 360° rotation and dual hand controls
- Available in Accessible option (as shown) or with seat

PRODUCT	ITEM	SPACE REQUIRED	FALL HEIGHT	USERS	WEIGHT	ADA	ASTM F1487	CPSC PUB.325	CAN/CSA Z614	EN1176
A. PlayExpress The Engine Car	ZZXX3150	26' 4" x 15' 9" (8,03m x 4,81m)	2' 0" (0,61m)	10	773 lbs (351 kg)	•	•	•	+	•
B. PlayExpress The Sandbox Car	ZZXX3180	20' 1" x 15' 9" (6,12m x 4,81m)	–	10	458 lbs (208 kg)	•	•	•	•	•
C. PlayExpress The Tanker Car	ZZXX3195	19' 6" x 15' 1" (5,94m x 4,6m)	0' 9" (0,22m)	3	368 lbs (167 kg)	•	•	•	•	•
D. PlayExpress The Dining Car	ZZXX3170	17' 4" x 15' 9" (5,29m x 4,81m)	–	4	321 lbs (146 kg)	•	•	•	•	•
Playdozer	ZZXX3230	23' 8" x 16' 6" (7,21m x 5,03m)	3' 0" (0,91m)	6	521 lbs (236 kg)	•	•	•	•	•
Sand & Water Table with LolliTops™	ZZXX1275	21' 7" x 15' 2" (6,58m x 4,62m)	–	11	293 lbs (133 kg)	•	•	•	•	•
Sand & Water Table	ZZXX1270	20' 0" x 14' 6" (6,1m x 4,43m)	–	11	163 lbs (74 kg)	•	•	•	•	•
EZ-Digger Accessible	ZZXX0421	17' 4" x 8' 8" (5,28m x 2,64m)	–	1	50 lbs (23 kg)	•	•	•	•	•
EZ-Digger with Seat	ZZXX0416	15' 4" x 15' 4" (4,67m x 4,67m)	1' 4" (0,4m)	1	55 lbs (25 kg)	•	•	•	•	•



UPGRADE WITH MIGHTY DESCENT!
Mighty Descent sold separately


Naica 8.0RV
ZZXX0974 • AGES: 5-12



Naica 6.0V
ZZXX0972 • AGES: 5-12



Naica 4.0R
ZZXX0973 • AGES: 5-12



Naica 2.0V
ZZXX0971 • AGES: 5-12

PRODUCT	ITEM	SPACE REQUIRED	FALL HEIGHT	USERS	WEIGHT	ADA	ASTM F1487	CPSC PUB.325	CAW/CSA Z614	EN176
Naica™ 8.0RVSD	ZZXX0974SD	42' 10" x 36' 5" (13,05m x 11,1m)	7' 2" (2,19m)	23	3044 lbs (1381 kg)	•	•	•	•	•
Naica™ 8.0RV	ZZXX0974	42' 10" x 36' 5" (13,05m x 11,1m)	7' 2" (2,19m)	23	3044 lbs (1381 kg)	•	•	•	•	•
Naica™ 6.0VSD	ZZXX0972SD	30' 2" x 36' 2" (9,2m x 11,03m)	7' 2" (2,19m)	23	2360 lbs (1070 kg)	•	•	•	•	•
Naica™ 6.0V	ZZXX0972	30' 2" x 36' 2" (9,2m x 11,03m)	7' 2" (2,19m)	23	2375 lbs (1077 kg)	•	•	•	•	•
Naica™ 4.0RSD	ZZXX0973SD	35' 5" x 22' 10" (10,8m x 6,96m)	7' 2" (2,19m)	17	1410 lbs (640 kg)	•	•	•	•	•
Naica™ 4.0R	ZZXX0973	35' 5" x 22' 10" (10,8m x 6,96m)	7' 2" (2,19m)	17	1477 lbs (670 kg)	•	•	•	•	•
Naica™ 2.0VSC	ZZXX0971SD	24' 1" x 27' 11" (7,35m x 8,51m)	7' 2" (2,19m)	24	1333 lbs (605 kg)	•	•	•	•	•
Naica™ 2.0V	ZZXX0971	24' 1" x 27' 11" (7,35m x 8,51m)	7' 2" (2,19m)	24	1344 lbs (610 kg)	•	•	•	•	•

+CSA and EN compliant versions available.
All play equipment must be installed over an appropriate impact absorbing surface that complies with ASTM or CSA standards. See your Playworld representative for more information.



For more Quito see pages 8-9.




UPGRADE WITH MIGHTY DESCENT!
Mighty Descent sold separately

Quito™ (4in Surfacing)


ZZXX1123 • AGES: 5-12

PRODUCT	ITEM	SPACE REQUIRED	FALL HEIGHT	USERS	WEIGHT	ADA	ASTM F1487	CPSC PUB 325	CAN/CSA Z614	EN1176
Quito™ (4in Surfacing)	ZZXX1123	31' 1" x 32' 3" (9,47m x 9,83m)	7' 0" (2,13m)	56	4327 lbs (1963 kg)	•	•	•	•	•
Quito™ (12in Surfacing)	ZZXX1124	31' 1" x 32' 3" (9,47m x 9,83m)	7' 0" (2,13m)	56	4393 lbs (1992 kg)	•	•	•	•	•
Mighty Descent to Quito™/Naica™	ZZXX1125	-	8' 0" (2,44m)	8	766 lbs (347 kg)	•	•	•	•	•
Mighty Descent to Quito™/Naica™ (4in Surfacing)	ZZXX1125SD	-	8' 0" (2,44m)	8	795 lbs (361 kg)	•	•	•	•	•



TIANZI™


Inspired by its namesake mountain in the Hunan Province of China, each of Tianzi's components provide a distinct, daring challenge for kids to overcome. With transferable design, this lineup helps you to create a unique play space that bonds your community.



Tianzi™ Twin Overlay

ZZPM5001 • AGES: 5-12

- Two nets offer a layered climbing experience with grid-patterned design and strategically placed openings to climb through. Complete with an Angled Flag, this component promises challenge and a sense of accomplishment to every daring climber.



Tianzi™ Two-Point Wedge

ZZPM5004 • AGES: 5-12

- Suspended between two poles and anchored to the ground, this net offers a unique shape that kids can climb in all sorts of ways. From side to side and every inch between, young climbers will love exploring this component with friends.

PRODUCT	ITEM	SPACE REQUIRED	FALL HEIGHT	USERS	WEIGHT	ADA	ASTM F1487	CPSC PUB.325	CAN./CSA Z614	EN1176
Tianzi™ Twin Overlay	ZZPM5001	20' 11" x 20' 11" (6,38m x 6,38m)	6' 11" (2,1m)	8	267 lbs (121 kg)	•	•	•	•	•
Tianzi™ Two-Point Wedge	ZZPM5004	20' 11" x 19' 11" (6,38m x 6,07m)	6' 10" (2,07m)	4	101 lbs (46 kg)	•	•	•	•	•

+CSA and EN compliant versions available.


All play equipment must be installed over an appropriate impact absorbing surface that complies with ASTM or CSA standards. See your Playworld representative for more information.



Tianzi™ Pitch Crossing

ZZPM5003 • AGES: 5-12

- Transferable to fit your play space's needs, Tianzi features a complex web of climbing net challenges. The sturdy rope combines with elements such as a rubber balance beam and a bell that kids can use to further develop their physical and sensory skills. The grid-patterned, triangular nets come in a variety of layouts, so you can choose how to best bring net-climbing fun to your community. Koda triangle flags accent the appearance, bringing a distinct visual aesthetic to your community.



Tianzi™ Three-Point Traverse - Single

ZZPM5006 • AGES: 5-12

- Kids can experiment with their climb in all kinds of ways using this twisted net! An additional rope attached between the end two poles motivate kids to be creative and bold as they test and strengthen their skills.



Tianzi™ Top Rope Pass

ZZPM5002 • AGES: 5-12

- This swerving series of ropes features a ladder-like design that allows kids to explore any way they'd like. Whether they weave through or scale over, they're sure to enjoy the fun, challenge, and adventure this component offers.



Tianzi™ Step

ZZPM5008 • AGES: 2-12

- Attach Step to your pole to give climbers an extra challenge, or leg up on their adventure. Two-part casting and powder coating make this a durable component that's easy to install on new or existing playgrounds.

PRODUCT	ITEM	SPACE REQUIRED	FALL HEIGHT	USERS	WEIGHT	ADA	ASTM F1487	CPSC PUB 325	CAN/CSA Z614	EN1176
Tianzi™ Pitch Crossing	ZZPM5003	20' 11" x 14' 11" (6,38m x 4,55m)	1' 8" (0,52m)	2	166 lbs (75 kg)	•	•	•	•	•
Tianzi™ Three-Point Traverse - Single	ZZPM5006	20' 9" x 16' 7" (6,32m x 5,05m)	6' 5" (1,95m)	3	101 lbs (46 kg)	•	•	•	•	•
Tianzi™ Top Rope Pass	ZZPM5002	20' 11" x 13' 8" (6,38m x 4,16m)	5' 0" (1,52m)	2	99 lbs (45 kg)	•	•	•	•	•
Tianzi™ Step	ZZPM5008	13' 0" x 12' 7" (3,96m x 3,83m)	varies	1	7 lbs (4 kg)	•	•	•	•	•



Shown with optional Sensory Connections (sold separately)

Unity® Dome

TOP INCLUSIVE PRODUCT

ZZXX0366 • AGES: 5-12

- A play experience that brings everyone together
- Play in, on, and around
- Unique rings and rungs create new adventures and climbing challenges
- Perch points create special destinations
- Accessible for children in wheelchairs for more inclusive play
- Net tube climber inside creates different climbing experience
- The large opening enables a child in a wheelchair to be in the middle of the play

*U.S. Patent D729,224S

Unity® Dome Sensory Connections



Drum

Tambourine

Washboard

Dome Sensory Connections

ZZXX0367 • AGES: 5-12



Unity® Large Canopy

ZZXX0187 • AGES: 5-12

- Inspired by traditional monkey bars
- Designed so children gain a sense of achievement every time they play on it—traditional overhead measured success on crossing entire length
- Climbing cleats help everyone get started
- Non-linear canopy provides options for many different paths

Unity® Web - Medium (Surface Mount)

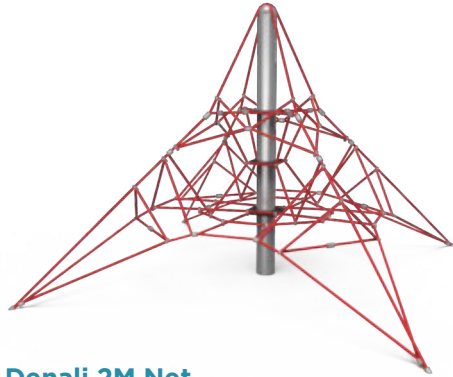
ZZXX1114S • AGES: 5-12

- Accommodates up to 20 users
- 10' (3,05m) height
- Designed for surface mount, but can be made in-ground using a footing kit (not included)
- Small version available

PRODUCT	ITEM	SPACE REQUIRED	FALL HEIGHT	USERS	WEIGHT	ADA	ASTM F1487	CPSC PUB.325	CAN./CSA Z814	EN1176
Unity® Dome	ZZX0366	27' 0" x 27' 0" (8,23m x 8,23m)	7' 0" (2,13m)	17	601 lbs (273 kg)	•	•	•	•	•
Unity® Dome Sensory Connections	ZZX0367	-	-	3	76 lbs (35 kg)	•	•	•	•	•
Unity® Large Canopy	ZZX0187	25' 4" x 21' 1" (7,72m x 6,44m)	7' 4" (2,23m)	13	608 lbs (276 kg)	•	•	•	•	•
Unity® Web - Medium (Surf Mnt)	ZZX1114S	26' 0" x 26' 0" (7,92m x 7,92m)	8' 0" (2,44m)	20	798 lbs (362 kg)	•	•	•	•	•
Unity® Web - Small (Surf Mnt)	ZZX1115S	23' 0" x 23' 0" (7,01m x 7,01m)	6' 6" (1,98m)	12	615 lbs (279 kg)	•	•	•	•	•

+CSA and EN compliant versions available.


All play equipment must be installed over an appropriate impact absorbing surface that complies with ASTM or CSA standards. See your Playworld representative for more information.



Denali 2M Net

ZZXX1053 • AGES: 5-12

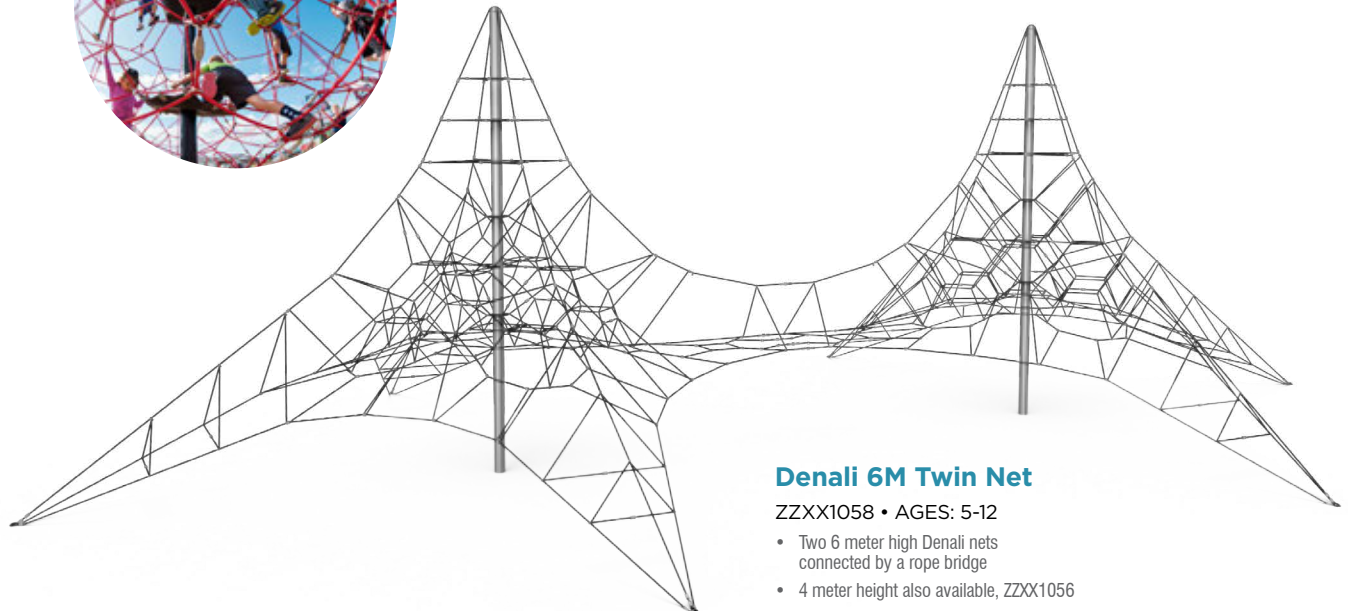
- Smaller unit is designed for younger children
- 2 meter height



Denali 4M Net

ZZXX1054 • AGES: 5-12

- Children will feel the thrill of mountain-climbing as they scale the massive 4 meter high Denali net!
- 6 meter heights also available, ZZXX1057



Denali 6M Twin Net

ZZXX1058 • AGES: 5-12

- Two 6 meter high Denali nets connected by a rope bridge
- 4 meter height also available, ZZXX1056

PRODUCT	ITEM	SPACE REQUIRED	FALL HEIGHT	USERS	WEIGHT	ADA	ASTM F1487	CPSC PUB.325	CAN./CSA Z814	EN176
Denali 2M Net	ZZXX1053	25' 6" x 25' 6" (7,77m x 7,77m)	6' 0" (1,83m)	6	310 lbs (141 kg)	•	•	•	•	•
Denali 4M Net	ZZXX1054	37' 4" x 37' 4" (11,38m x 11,38m)	6' 0" (1,83m)	15	441 lbs (200 kg)	•	•	•	•	•
Denali 4M Twin Net	ZZXX1056	55' 8" x 38' 7" (16,97m x 11,76m)	6' 0" (1,83m)	25	795 lbs (361 kg)	•	•	•	•	•
Denali 6M Net	ZZXX1057	48' 6" x 48' 6" (14,78m x 14,78m)	8' 0" (2,44m)	20	548 lbs (249 kg)	•	•	•	•	•
Denali 6M Twin Net	ZZXX1058	78' 9" x 50' 9" (24m x 15,47m)	8' 0" (2,44m)	30	1025 lbs (465 kg)	•	•	•	•	•

Climbing just got more exciting! Inspired by nature, ModPods were designed to be more challenging than a flat plane climber. Modularity gives ModPods flexibility for virtually endless design possibilities that support social and inclusive play.



ModPods™ MOD-194

MOD-194 • AGES: 5-12




ModPods™ MOD-191

MOD-191 • AGES: 5-12



ModPods™ MOD-193

MOD-193 • AGES: 5-12



ModPods™ MOD-195

MOD-195 • AGES: 5-12



For more ModPods™ see pages 101, 174.

PRODUCT	ITEM	SPACE REQUIRED	FALL HEIGHT	USERS	WEIGHT	ADA	ASTM F1487	CPSC PUBLIC USE	CAV/CSA Z614	EN1176
ModPods™ MOD-194	MOD-194	44' 0" x 31' 0" (13,41m x 9,45m)	6' 0" (1,83m)	23	2010 lbs (912 kg)	•	•	•	•	•
ModPods™ MOD-191	MOD-191	29' 6" x 18' 8" (8,99m x 5,69m)	8' 5" (2,57m)	12	908 lbs (412 kg)	•	•	•	•	•
ModPods™ MOD-193	MOD-193	36' 0" x 31' 2" (10,97m x 9,5m)	8' 5" (2,57m)	24	1839 lbs (835 kg)	•	•	•	•	•
ModPods™ MOD-195	MOD-195	63' 7" x 34' 4" (19,38m x 10,46m)	8' 5" (2,57m)	36	2889 lbs (1310 kg)	•	•	•	•	•

+CSA and EN compliant versions available.
All play equipment must be installed over an appropriate impact absorbing surface that complies with ASTM or CSA standards. See your Playworld representative for more information.



PlayCubes® 1.0

PLAYCUBES-1 • AGES: 2-12

- Pack a lot of play value into a small space
- Perfect for children who haven't learned to climb yet
- Builds imagination and increases spatial awareness
- Also available in metal

For more PlayCubes, visit: Playworld.com/PlayCubes

For more PlayCubes® see pages 56-61.

PRODUCT	ITEM	SPACE REQUIRED	FALL HEIGHT	USERS	WEIGHT	ADA	ASTM F1487	CPSC PUB 325	CAN/CSA Z614	EN1176
PlayCubes® 1.0	PLAYCUBES-1	16' 4" x 16' 11" (4,98m x 5,16m)	4' 1" (1,24m)	4	153 lbs (70 kg)	•	•	•	•	•



Jumble Gym

ZZXX0430 • AGES: 5-12



Cosmic Warp

ZZXX0401 • AGES: 5-12



Super Dome

ZZXX0400 • AGES: 5-12



Moon Rock Climber

ZZXX0148 • AGES: 2-12

- Encourages exploration and discovery
- Space-themed, molded-in features under the climber include rockets, stars, and the solar system
- Kids will love to climb, jump, and hide underneath



Whirlwind Climbers

AGES: 5-12

- Unique, distinctive climber adds visual appeal and excitement to play areas
- Molded-in ribs, hand- and footholds provide safe, challenging climb
- Available in five heights; priced for 2' (0,61m)
- Use one or combine two or more to create your own design

Summit Climbers



Ozarks

ZZXX0461 • AGES: 5-12



Sierra

ZZXX0462 • AGES: 5-12



Rockies

ZZXX0463 • AGES: 5-12



Appalachian

ZZXX0464 • AGES: 5-12

PRODUCT	ITEM	SPACE REQUIRED	FALL HEIGHT	USERS	WEIGHT	ADA	ASTM F1487	CPSC PUB 325	CAN/CSA Z614	EN1176
Jumble Gym	ZZXX0430	28' 8" x 26' 6" (8,75m x 8,07m)	6' 1" (1,85m)	12	354 lbs (161 kg)	•	•	•	•	•
Cosmic Warp	ZZXX0401	24' 6" x 14' 6" (7,47m x 4,42m)	8' 9" (2,67m)	6	251 lbs (114 kg)	•	•	•	•	•
Super Dome	ZZXX0400	27' 6" x 27' 6" (8,38m x 8,38m)	6' 2" (1,88m)	15	358 lbs (163 kg)	•	•	•	•	•
Moon Rock Climber	ZZXX0148	18' 4" x 21' 2" (5,59m x 6,45m)	3' 8" (1,12m)	8	243 lbs (111 kg)	•	•	•	•	•
Whirlwind Climbers 2' (0,61m)	ZZUN6736	14' 0" x 15' 3" (4,27m x 4,66m)	2' 0" (0,61m)	2	114 lbs (52 kg)	•	•	•	•	•
Whirlwind Climbers 3' (0,91m)	ZZUN6737	14' 0" x 15' 3" (4,27m x 4,66m)	3' 0" (0,91m)	2	133 lbs (61 kg)	•	•	•	•	•
Whirlwind Climbers 4' (1,22m)	ZZUN6738	14' 0" x 15' 3" (4,27m x 4,66m)	4' 0" (1,22m)	2	152 lbs (69 kg)	•	•	•	•	•
Whirlwind Climbers 5' (1,52m)	ZZUN6739	14' 0" x 15' 3" (4,27m x 4,66m)	5' 0" (1,52m)	2	171 lbs (78 kg)	•	•	•	•	•
Whirlwind Climbers 6' (1,83m)	ZZUN6740	14' 0" x 15' 3" (4,27m x 4,66m)	6' 0" (1,83m)	2	190 lbs (87 kg)	•	•	•	•	•
Summit Climbers: Ozarks	ZZXX0461	33' 3" x 24' 6" (10,15m x 7,46m)	7' 11" (2,41m)	12	454 lbs (206 kg)	•	•	•	•	•
Summit Climbers: Sierra	ZZXX0462	29' 9" x 17' 10" (9,06m x 5,43m)	8' 7" (2,62m)	10	449 lbs (204 kg)	•	•	•	•	•
Summit Climbers: Rockies	ZZXX0463	33' 3" x 31' 10" (10,15m x 9,7m)	8' 7" (2,62m)	16	774 lbs (352 kg)	•	•	•	•	•
Summit Climbers: Appalachian	ZZXX0464	33' 3" x 33' 11" (10,15m x 10,33m)	8' 7" (2,62m)	22	1101 lbs (500 kg)	•	•	•	•	•

+CSA and EN compliant versions available.

All play equipment must be installed over an appropriate impact absorbing surface that complies with ASTM or CSA standards. See your Playworld representative for more information.



Adventure Canyon

RB-1015 • AGES: 5-12



Rocky Ridge

RB-1200 • AGES: 5-12



Climbing Tunnel

ZZXX0407 • AGES: 2-12



Corner Rock

RB-305 • AGES: 5-12



Around the Bend

RB-310 • AGES: 5-12



Hairpin Turn

RB-315 • AGES: 5-12



WonderFalls

RB-1005 • AGES: 5-12

PRODUCT	ITEM	SPACE REQUIRED	FALL HEIGHT	USERS	WEIGHT	ADA	ASTM F1467	CPSC PUB.325	CAN/CSA Z264	EN1176
RockBlocks® Adventure Canyon	RB-1015	36' 5" x 29' 5" (11,1m x 8,97m)	9' 0" (2,74m)	26	1414 lbs (642 kg)	•	•	•	+	
RockBlocks® Rocky Ridge	RB-1200	33' 5" x 16' 7" (10,19m x 5,05m)	8' 0" (2,44m)	10	459 lbs (209 kg)	•	•	•	•	•
RockBlocks® Climbing Tunnel	ZZXX0407	21' 0" x 19' 0" (6,4m x 5,79m)	3' 3" (0,99m)	6	321 lbs (146 kg)	•	•	•	•	•
RockBlocks® Corner Rock	RB-305	19' 10" x 17' 2" (6,04m x 5,23m)	5' 0" (1,52m)	8	298 lbs (136 kg)	•	•	•	•	•
RockBlocks® Around the Bend	RB-310	24' 9" x 19' 2" (7,54m x 5,84m)	7' 0" (2,13m)	12	493 lbs (224 kg)	•	•	•	•	•
RockBlocks® Hairpin Turn	RB-315	25' 3" x 23' 11" (7,7m x 7,29m)	7' 0" (2,13m)	19	813 lbs (369 kg)	•	•	•	•	•
RockBlocks® WonderFalls	RB-1005	23' 9" x 27' 1" (7,24m x 8,25m)	9' 0" (2,74m)	14	798 lbs (362 kg)	•	•	•	+	



Mount Vernon

ZZXX1326 • AGES: 5-12

Salem

ZZXX1324 • AGES: 5-12

PRODUCT	ITEM	SPACE REQUIRED	FALL HEIGHT	USERS	WEIGHT	ADA	ASTM F1487	CAN/CSA Z614
Timber Stacks™ Mount Vernon	ZZXX1326	30' 10" x 26' 5" (9,39m x 8,05m)	7' 5" (2,26m)	22	3993 lbs (1811 kg)	•	•	•
Timber Stacks™ Salem	ZZXX1324	34' 4" x 30' 2" (10,45m x 9,2m)	8' 1" (2,47m)	23	3685 lbs (1672 kg)	•	•	•

+CSA and EN compliant versions available.

All play equipment must be installed over an appropriate impact absorbing surface that complies with ASTM or CSA standards. See your Playworld representative for more information.




A. Olympia

ZZXX1327 • AGES: 5-12


B. Longview

ZZXX1325 • AGES: 5-12




Eugene

ZZXX1320 • AGES: 5-12




Albany

ZZXX1321 • AGES: 5-12



Spokane

ZZXX1323 • AGES: 5-12



Macon

ZZXX1322 • AGES: 5-12

PRODUCT	ITEM	SPACE REQUIRED	FALL HEIGHT	USERS	WEIGHT	ADA	ASTM F1487	CPSA PUB. 325	CAN./CSA Z614
A. Timber Stacks™ Olympia	ZZXX1327	61' 6" x 40' 4" (18,75m x 12,28m)	7' 1" (2,16m)	44	9075 lbs (4116 kg)	•	•		•
B. Timber Stacks™ Longview	ZZXX1325	37' 11" x 29' 8" (11,55m x 9,05m)	5' 10" (1,77m)	23	4538 lbs (2058 kg)	•	•	•	•
Timber Stacks™ Eugene	ZZXX1320	21' 2" x 19' 8" (6,46m x 6m)	3' 4" (1,01m)	6	798 lbs (362 kg)	•	•	•	•
Timber Stacks™ Albany	ZZXX1321	27' 1" x 10' 10" (8,26m x 3,29m)	5' 4" (1,62m)	6	1815 lbs (824 kg)	•	•	•	•
Timber Stacks™ Spokane	ZZXX1323	24' 11" x 26' 11" (7,59m x 8,2m)	6' 0" (1,83m)	14	2904 lbs (1317 kg)	•	•	•	•
Timber Stacks™ Macon	ZZXX1322	30' 10" x 18' 11" (9,39m x 5,76m)	6' 1" (1,86m)	10	2965 lbs (1345 kg)	•	•		•



PlayForm 7® Laminated Bamboo

PLAYFORM7-B • AGES: 5-12 • Space required: 37' 5" x 70' 5"

*U.S. Patent D809619S



PRODUCT	ITEM	SPACE REQUIRED	SIZE	FALL HEIGHT	EVENTS	USERS	WEIGHT	ADA	ASTM F1487	CPSC PUB. 325	CAN/CSA Z614	EN1176
PlayForm 7® Laminated Bamboo	PLAYFORM7-B	37' 5" x 70' 5" (11,41m x 21,46m)	58' 5" x 25' 5" x 10' 2" (17,81m x 7,75m x 3,1m)	9' 2" (2,8m)	21	50	2624 lbs (1190 kg)	•	•	•	•	•

+CSA and EN compliant versions available.

All play equipment must be installed over an appropriate impact absorbing surface that complies with ASTM or CSA standards. See your Playworld representative for more information.



Shown with laminated bamboo; also available with translucent polycarbonate or sheet plastic panels.



Boulders

Mimic an authentic rock climbing experience in a safe, durable way with these boulders. Made of PolyFiberCrete®, these products look and feel like the real deal while providing a non-slip surface for kids to practice climbing, coordination, and agility.

A. Ridge Boulder

ZZBD0015 • AGES: 5-12

- A platform at the top rewards climbers with a thrilling view and place to hang out
- Handholds and footholds guide climbers up and around
- Unique angles encourage safe risk-taking

B. Castle Boulder

ZZBD0016 • AGES: 5-12

- Our tallest boulder puts kids' problem-solving skills to the test
- Challenging routes offer more adventure for bigger kids
- Creative angles and crevices appeal to younger climbers

C. Picnic Boulder

ZZBD0013 • AGES: 2-12

- The wide, flat top surface is great for hanging out with friends
- Built-in cave allows for easy wheelchair access
- Ability to connect to your playground

TOP INCLUSIVE PRODUCT

D. Tower Boulder

ZZBD0014 • AGES: 5-12

- Simple routes provide an easy climb to the top
- Built-in cave makes for fun exploration on the ground
- Ability to connect to your playground

E. Bench Boulder

ZZBD0012 • AGES: 2-12

- Great for all skill levels
- Easy-to-climb activity for younger children
- Natural alternative to commercial seating

PRODUCT	ITEM	SPACE REQUIRED	FALL HEIGHT	USERS	WEIGHT	ADA	ASTM F1487	CPSA PUB 325	CSA/CSA Z614	EN1176
A. Ridge Boulder	ZZBD0015	19' 5" x 17' 2" (5,92m x 5,23m)	6' 0" (1,83m)	4	7830 lbs (3551 kg)	•	•	•	•	•
B. Castle Boulder	ZZBD0016	20' 8" x 16' 8" (6,3m x 5,08m)	7' 9" (2,36m)	5	13920 lbs (6313 kg)	•	•	•	•	•
C. Picnic Boulder	ZZBD0013	20' 11" x 16' 8" (6,38m x 5,08m)	3' 0" (0,91m)	5	3600 lbs (1633 kg)	•	•	•	•	•
D. Tower Boulder	ZZBD0014	17' 4" x 16' 1" (5,28m x 4,9m)	6' 1" (1,85m)	4	4640 lbs (2105 kg)	•	•	•	•	•
E. Bench Boulder	ZZBD0012	15' 3" x 14' 5" (4,65m x 4,4m)	1' 8" (0,51m)	3	1160 lbs (527 kg)	•	•	•	•	•

+CSA and EN compliant versions available.

All play equipment must be installed over an appropriate impact absorbing surface that complies with ASTM or CSA standards. See your Playworld representative for more information.



Boulder Ropes

For added daring challenge, add any one of these ropes between two boulders. Boulders sold separately.



Tight Rope

AGES: 5-12

- The gripping adventure builds dexterity and upper-body strength
- Attaches to Ridge, Tower, and Castle Boulders



Mod X Climber

AGES: 5-12

- Add a lateral climb for kids who want a bigger challenge
- Encourages balance, coordination, and strength
- Attaches to Ridge, Tower, and Castle Boulders



Rope Bridge

AGES: 5-12

- Develops balance and coordination, and promotes pretend play
- Base rope available only in natural color as shown
- Available on Ridge, Tower, and Castle Boulders



Nature-Inspired Log and Stone Pillars

AGES: 2-12

- Color and texture of real wood or stone facilitates imagination and awakens sensory skills
- Use as freestanding stepper, independently or with other pillars to access a deck
- Available in 12" (0,30m), 18" (0,46m), and 24" (0,61m) heights
- Each pillar sold separately

Log Crawl

ZZUN8807 • AGES: 2-12

- Provides a cozy spot for hiding, relaxing, socializing, and imagining
- Made of glass fiber reinforced concrete (GFRC) for durability and easy maintenance



Pup Tent Climber

ZZXX0409 • AGES: 2-12

- Ample space beneath provides a place for quiet time, hiding, or socialization
- Exterior of the tent features several RockBlocks® handholds that allow for climbing
- Encourages imaginative and social play



Log Hop

ZZUN8396 • AGES: 2-12

- Create an imaginative path through the swamp
- Available in 12" (0,30m) and 16" (0,41m) heights
- Sold individually



Rock Log

ZZBD0027 • AGES: 2-12

- The flex-design lets you turn it into a balance beam, a bridge, or a bench
- Promotes fitness and social play: kids can sit, walk, climb, and jump into a new adventure
- Looks like a real wood log, but without the maintenance worries of one

PRODUCT	ITEM	SPACE REQUIRED	FALL HEIGHT	USERS	WEIGHT	ADA	ASTM F1487	CPSC PUB.325	CAN/CSA Z614	EN1176
Log Pillar 24" (0,61m)	ZZUN8803	13' 0" x 13' 0" (3,96m x 3,96m)	2' 0" (0,61m)	1	182 lbs (83 kg)	•	•	•	•	•
Log Pillar 18" (0,46m)	ZZUN8802	13' 0" x 13' 0" (3,96m x 3,96m)	1' 6" (0,46m)	1	161 lbs (73 kg)	•	•	•	•	•
Log Pillar 12" (0,30m)	ZZUN8801	13' 0" x 13' 0" (3,96m x 3,96m)	1' 0" (0,3m)	1	141 lbs (64 kg)	•	•	•	•	•
Stone Pillar 24" (0,61m)	ZZUN8813	13' 0" x 13' 0" (3,96m x 3,96m)	2' 0" (0,61m)	1	182 lbs (83 kg)	•	•	•	•	•
Stone Pillar 18" (0,46m)	ZZUN8812	13' 0" x 13' 0" (3,96m x 3,96m)	1' 6" (0,46m)	1	161 lbs (73 kg)	•	•	•	•	•
Stone Pillar 12" (0,30m)	ZZUN8811	13' 0" x 13' 0" (3,96m x 3,96m)	1' 0" (0,3m)	1	141 lbs (64 kg)	•	•	•	•	•
Log Crawl	ZZUN8807	16' 1" x 14' 11" (4,9m x 4,55m)	2' 5" (0,74m)	8	1364 lbs (619 kg)	•	•	•	•	•
Pup Tent Climber	ZZXX0409	19' 0" x 15' 11" (5,79m x 4,85m)	4' 1" (1,24m)	6	320 lbs (146 kg)	•	•	•	•	•
Log Hop 12" (0,30m)	ZZUN8396	13' 6" x 13' 6" (4,11m x 4,11m)	1' 0" (0,3m)	1	51 lbs (24 kg)	•	•	•	•	•
Log Hop 16" (0,41m)	ZZUN8428	13' 6" x 13' 6" (4,11m x 4,11m)	1' 4" (0,41m)	1	54 lbs (25 kg)	•	•	•	•	•
Rock Log	ZZBD0027	21' 6" x 15' 11" (6,55m x 4,85m)	2' 7" (0,79m)	5	3300 lbs (1497 kg)	•	•	•	•	•

+CSA and EN compliant versions available.

All play equipment must be installed over an appropriate impact absorbing surface that complies with ASTM or CSA standards. See your Playworld representative for more information.



T-Rex Head

ZZXX0135 • AGES: 2-12

T-Rex Ribs

ZZXX0136 • AGES: 2-12

T-Rex Tail

ZZXX0137 • AGES: 2-12



T-Rex Hatchling Egg

ZZXX0139 • AGES: 2-12

T-Rex Hatched Egg

ZZXX0138 • AGES: 2-12



Fossil Jam

ZZXX0061 • AGES: 2-12



A. Raptor Rock Tail

ZZXX0060 • AGES: 2-12

B. Raptor Rock Head

ZZXX0059 • AGES: 2-12

PRODUCT	ITEM	SPACE REQUIRED	FALL HEIGHT	USERS	WEIGHT	ADA	ASTM F1487	CPSC PUB.223	CAV/CSA Z614	EN1176
T-Rex Head	ZZXX0135	17' 3" x 14' 10" (5,26m x 4,52m)	4' 2" (1,27m)	5	2500 lbs (1134 kg)	•	•	•	•	•
T-Rex Ribs	ZZXX0136	19' 8" x 16' 11" (6m x 5,16m)	5' 6" (1,68m)	9	2750 lbs (1248 kg)	•	•	•	•	•
T-Rex Tail	ZZXX0137	18' 5" x 16' 3" (5,61m x 4,95m)	3' 9" (1,14m)	5	1325 lbs (601 kg)	•	•	•	•	•
T-Rex Hatchling Egg	ZZXX0139	15' 10" x 15' 9" (4,82m x 4,8m)	4' 7" (1,4m)	3	2860 lbs (1298 kg)	•	•	•	•	•
T-Rex Hatched Egg	ZZXX0138	16' 7" x 15' 4" (5,05m x 4,67m)	3' 7" (1,09m)	3	1500 lbs (681 kg)	•	•	•	•	•
Fossil Jam	ZZXX0061	-	-	4	121 lbs (55 kg)	•	•	•	•	•
A. Raptor Rock Tail	ZZXX0060	-	-	5	410 lbs (186 kg)	•	•	•	•	•
B. Raptor Rock Head	ZZXX0059	-	-	5	429 lbs (195 kg)	•	•	•	•	•



Custom design and paint (as shown here) is available for all Sculpted Play Elements.

Our sculpted play elements are made of GFRP (glass fiber reinforced polymer), which makes them lighter in weight and easier to install than concrete. GFRP is durable, UV-stable, and fade resistant. With vibrant colors and whimsical details, these elements provide a rich sensory experience and provide you with the opportunity to pack a lot of play value into an imaginative package.



Black Bear Tunnel Climber

ZZTP2154M • AGES: 2-12



Gorilla Tunnel Climber

ZZTP2182M • AGES: 2-12



Ladybug Climber

ZZTP2036M • AGES: 6mos-12yrs



Bunny Climber

ZZTP2104M • AGES: 6mos-12yrs



Whale Climber

ZZTP2121M • AGES: 2-12,



Whale Tail Climber

ZZTP2026M • AGES: 2-12



Hammerhead Shark

ZZTP2138M • AGES: 2-12



Coral Reef Climber

ZZTP2037M • AGES: 2-12

PRODUCT	ITEM	SPACE REQUIRED	FALL HEIGHT	USERS	WEIGHT	ADA	ASTM F1487	CPSA PUB 325	CAV/CSA Z614	EN1176
Black Bear Tunnel Climber	ZZTP2154M	19' 2" x 16' 2" (5,85m x 4,94m)	3' 8" (1,13m)	5	367 lbs (167 kg)	•	•	•	•	•
Gorilla Tunnel Climber	ZZTP2182M	15' 10" x 16' 4" (4,82m x 4,98m)	3' 11" (1,19m)	4	280 lbs (127 kg)	•	•	•	•	•
Ladybug Climber	ZZTP2036M	16' 0" x 14' 9" (4,88m x 4,5m)	1' 4" (0,4m)	3	120 lbs (55 kg)	•	•	•	•	•
Bunny Climber	ZZTP2104M	15' 0" x 13' 10" (4,57m x 4,22m)	1' 8" (0,52m)	3	105 lbs (48 kg)	•	•	•	•	•
Whale Climber	ZZTP2121M	20' 11" x 17' 2" (6,38m x 5,23m)	5' 0" (1,52m)	4	344 lbs (157 kg)	•	•	•	•	•
Whale Tail Climber	ZZTP2026M	10' 0" x 17' 0" (3,05m x 5,18m)	2' 6" (0,76m)	3	243 lbs (111 kg)	•	•	•	•	•
Hammerhead Shark Climber	ZZTP2138M	18' 10" x 13' 0" (5,74m x 3,96m)	3' 0" (0,91m)	4	230 lbs (105 kg)	•	•	•	•	•
Coral Reef Climber	ZZTP2037M	23' 1" x 16' 8" (7,03m x 5,08m)	5' 0" (1,52m)	5	402 lbs (183 kg)	•	•	•	•	•

+CSA and EN compliant versions available.

All play equipment must be installed over an appropriate impact absorbing surface that complies with ASTM or CSA standards. See your Playworld representative for more information.



Lumberjack Hollow Tunnel

ZZTP2139M • AGES: 2-12



Mushroom Path Stepper

ZZTP2023M • AGES: 5-12



Gator Climber

ZZTP2017M • AGES: 2-12



Ladybug Hill Tunnel Climber

ZZTP2008M • AGES: 2-12



Blue Butterfly Climber

ZZTP2022M • AGES: 2-12



Inchworm Climber

ZZTP2030M • AGES: 2-12



Pufferfish Tunnel Climber

ZZTP2443M • AGES: 2-12



Frog Climber

ZZTP2021M • AGES: 2-12



Tucson Turtle Climber

ZZTP2020M • AGES: 2-12



Tree Log Climber

ZZTP2142M • AGES: 2-12



Log Steps Climber

ZZTP2143M • AGES: 2-12



Jungle Rock Climber

ZZTP2134M • AGES: 2-12



Jungle Rock Link

ZZTP2018M • AGES: 2-12

PRODUCT	ITEM	SPACE REQUIRED	FALL HEIGHT	USERS	WEIGHT	ADA	ASTM F1487	CPSC PUB.325	GMV/CSA Z614	BH176
Lumberjack Hollow Tunnel Climber	ZZTP2139M	18' 0" x 15' 10" (5,49m x 4,82m)	2' 6" (0,76m)	4	253 lbs (115 kg)	•	•	•	•	•
Mushroom Path Stepper	ZZTP2023M	19' 0" x 16' 8" (5,79m x 5,09m)	2' 6" (0,76m)	3	161 lbs (73 kg)	•	•	•	•	•
Gator Climber	ZZTP2017M	20' 8" x 15' 2" (6,31m x 4,63m)	1' 8" (0,52m)	5	109 lbs (50 kg)	•	•	•	•	•
Ladybug Hill Tunnel Climber	ZZTP2008M	17' 11" x 16' 11" (5,46m x 5,15m)	1' 10" (0,55m)	4	167 lbs (76 kg)	•	•	•	•	•
Blue Butterfly Climber	ZZTP2022M	16' 7" x 18' 1" (5,06m x 5,52m)	3' 6" (1,07m)	4	178 lbs (81 kg)	•	•	•	•	•
Inchworm Climber	ZZTP2030M	18' 0" x 13' 8" (5,49m x 4,18m)	2' 10" (0,85m)	4	106 lbs (48 kg)	•	•	•	•	•
Pufferfish Tunnel Climber	ZZTP2443M	18' 6" x 15' 10" (5,64m x 4,82m)	3' 6" (1,07m)	4	238 lbs (108 kg)	•	•	•	•	•
Frog Climber	ZZTP2021M	17' 7" x 16' 2" (5,36m x 4,94m)	3' 0" (0,91m)	4	183 lbs (83 kg)	•	•	•	•	•
Tucson Turtle Climber	ZZTP2020M	18' 1" x 16' 7" (5,52m x 5,06m)	1' 10" (0,55m)	4	193 lbs (88 kg)	•	•	•	•	•
Tree Log Climber	ZZTP2142M	18' 10" x 14' 4" (5,74m x 4,37m)	3' 4" (1,01m)	4	192 lbs (88 kg)	•	•	•	•	•
Log Steps Climber	ZZTP2143M	20' 0" x 16' 7" (6,1m x 5,05m)	5' 0" (1,52m)	4	316 lbs (144 kg)	•	•	•	•	•
Jungle Rock Climber	ZZTP2134M	23' 0" x 16' 8" (7,01m x 5,08m)	5' 0" (1,52m)	5	512 lbs (233 kg)	•	•	•	•	•
Jungle Rock Link	ZZTP2018M	20' 4" x 16' 8" (6,2m x 5,08m)	5' 0" (1,52m)	4	385 lbs (175 kg)	•	•	•	•	•

DID YOU KNOW?

FITNESS IS A FORM OF PLAY FOR MANY—AN INTEGRAL REASON WE DEVELOPED ENERGI®, AN OUTDOOR FITNESS SYSTEM THAT COMBINES FUNCTIONAL FITNESS WITH BODY-WEIGHT TRAINING.

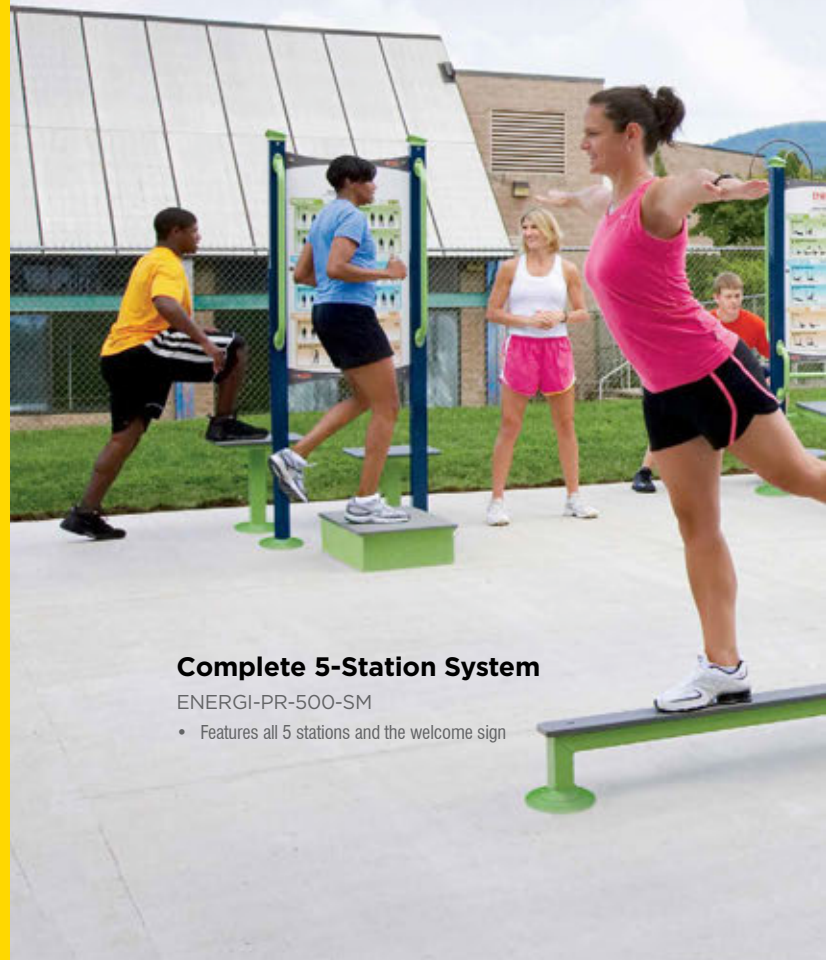
FITNESS & WELLNESS

FOCUS ON HEALTH

ENERGI® 155

Warm-up Equipment 157

LifeTrail® 158



Complete 5-Station System

ENERGI-PR-500-SM

- Features all 5 stations and the welcome sign



PRODUCT	ITEM	AGES	SPACE REQUIRED	FALL HEIGHT	EVENTS	USERS	WEIGHT	ADA AS PER F3.011	EN106630
ENERGI® Complete 5-Station System	ENERGI-PR-500-SM	13+	46' 0" x 41' 0" (14,02m x 12,5m)	6' 6" (1,97ft)	120	20	1315 lbs (597 kg)	•	

View ENERGI® videos at
[Youtube.com/ENERGIFitness](https://www.youtube.com/ENERGIFitness)



Station 1
Static & Dynamic Stretches

ZZXX0089S

- Features 24 stretching exercises that are a perfect beginning and ending to any exercise routine
- Gray platform has a textured, non-slip surface with colored targets for a safer, more dynamic exercise



Station 2
Pulling, Back, Angle Bar & Hurdle Exercises

ZZXX0090S

- Features 24 exercises including the pull-up, chin-up, hurdle dip, and hurdle jump



Station 3
Squat, Dip, Push-Up & Balance Exercises

ZZXX0091S

- Features 24 exercises including the squat, single-leg squat, V-sit, triceps dip, balance beam, and push-up
- Balance bar has a gray, textured, non-slip surface for safety



Station 4
Power & Agility Step Exercises

ZZXX0092S

- Features 24 exercises including the step-up, lateral step-up, V-step, and A-step
- Platforms have a gray, textured, non-slip surface for safety



Station 5
Core, Torso & Balance Disc Exercises

ZZXX0093S

- Features 24 exercises including the lunge, plank, sit-up, and reverse curl
- Balance disc features only three simple parts for added durability, and a gray, textured, non-slip surface for safety



Welcome Sign

ZZXX0117S

- Welcomes new users to ENERGI and features Fit Tips for all levels
- Available, for an additional fee, as a two-sided custom sign, with your own message and design on the second side. Ideal for promoting your facility or thanking a sponsor!

PRODUCT	ITEM	AGES	SPACE REQUIRED	FALL HEIGHT	EVENTS	USERS	WEIGHT	ADA	ASTM F2001	EN16630
ENERGI® Station 1	ZZXX0089S	13+	15' 8" x 18' 5" (4,78m x 5,61m)	0' 5" (0,13m)	24	4	390 lbs (177 kg)	•		•
ENERGI® Station 2	ZZXX0090S	13+	22' 4" x 22' 3" (6,81m x 6,78m)	6' 6" (1,97m)	24	7	303 lbs (138 kg)	•		•
ENERGI® Station 3	ZZXX0091S	13+	19' 11" x 22' 8" (6,07m x 6,91m)	2' 7" (0,78m)	24	5	228 lbs (104 kg)	•		•
ENERGI® Station 4	ZZXX0092S	13+	13' 9" x 14' 9" (4,19m x 4,5m)	1' 4" (0,4m)	24	2	172 lbs (78 kg)	•		•
ENERGI® Station 5	ZZXX0093S	13+	18' 0" x 23' 2" (5,49m x 7,06m)	1' 11" (0,57m)	24	2	180 lbs (82 kg)	•		+
ENERGI® Welcome Sign (Surf Mnt)	ZZXX0117S	13+	-	-	-	-	41 lbs (19 kg)	•		•



Switch Glider

ZZXX0499

- Engage the lower body in a low-impact, ski-style workout
- Involves your abdomen, lower back, glutes, thighs, and calves
- Grab the handles on either side, keep your feet planted on the platforms, and swing your legs back and forth in a scissor/switching motion
- The gliding action gives you a workout similar to walking and jogging without the impact of your feet hitting the ground
- Alter the intensity from gentle to moderate by using body weight resistance (leaning forwards and backwards, or bending your knees)
- Color only available as shown



The Twister

ZZXX0487

- Step up onto the disk, hold onto the bar, and twist your torso from side to side
- Stretches the lower back and oblique muscles



Recumbent Bike

ZZXX0488

- Ergonomically friendly for lower back
- Natural reclining position targets muscles like glutes for better results



Shoulder Slide

ZZXX0492

- Step into the "U", hold a slider in each hand, and slide from sides to front
- Range of motion depends on where you stand
- Turn around to work the back muscles



Arm & Shoulder Circles

ZZXX0489

- Use the handles on the disks to turn them
- Rotate inwards or outwards to work the muscles in your shoulders and upper back

PRODUCT	ITEM	AGES	SPACE REQUIRED	FALL HEIGHT	EVENTS	USERS	WEIGHT	ADA	ASTM F3101	EN16630
Switch Glider	ZZXX0499	13+	9' 9" x 10' 7" (2,97m x 3,22m)	2' 3" (0,69m)	1	1	221 lbs (100 kg)	•		•
The Twister	ZZXX0487	13+	9' 9" x 12' 6" (2,97m x 3,81m)	–	2	2	91 lbs (41 kg)	•		•
Recumbent Bike	ZZXX0488	13+	9' 0" x 10' 0" (2,74m x 3,05m)	–	1	1	104 lbs (48 kg)	•		•
Shoulder Slide	ZZXX0492	13+	10' 10" x 10' 10" (3,3m x 3,3m)	–	1	1	71 lbs (32 kg)	•		•
Arm & Shoulder Circles	ZZXX0489	13+	10' 0" x 13' 7" (3,05m x 4,14m)	–	2	2	213 lbs (97 kg)	•		•



LifeTrail®

Advanced Wellness System

Play is a basic human need for people of all ages. So how do we cater to the play needs of everyone? By creating low-impact wellness playgrounds that provide adults with varying physical abilities with opportunities for socialization, exercise, and fun!

View LifeTrail videos at
[Youtube.com/LifeTrailAdvanced](https://www.youtube.com/LifeTrailAdvanced)

The LifeTrail Advanced Wellness System was designed in collaboration with a kinesiology and gerontology specialist to:

- Build and maintain flexibility, balance, and coordination skills required to perform everyday tasks
- Reduce falls and the risk of serious illnesses
- Boost emotional health—reducing feelings of isolation, tension, depression, and fatigue
- Strengthen cognitive skills and memory

Easy-Order System Packages

LifeTrail® 7 Stations

LAWS-700OR-SM

- Features 7 three-sided stations with roofs
- 3 activity panels per station (15 activity panels and 6 wheelchair-accessible activity panels)
- Multiple exercises per panel, 159 exercises in total

LifeTrail® 5 Stations

LAWS-500OR-SM

- Features 5 three-sided stations, with roofs
- 3 activity panels per station (15 activity panels)
- Multiple exercises per panel, 113 exercises in total

Recommended Stations

The following station arrangement is recommended for users to get the most out of every workout. You can also mix and match any of the 21 activity panels to create your own stations.

TOP VIEW	COMBINED STATION ACTIVITIES	SPACE REQUIRED	FALL HEIGHT	WEIGHT
	Station 1 w/Roof LAWS-1R-SM <ul style="list-style-type: none"> • Welcome Sign • Lower-Body Cycling Exercises • PNF Exercises 	17' 0" x 16' 0" (5,18m x 4,88m)	2' 1" (0,63m)	446 lbs (203 kg)
	Station 2 w/Roof LAWS-2R-SM <ul style="list-style-type: none"> • Hip Lift & Thigh Squeeze Exercises • Push-Up Exercises • Wobble Board Exercises 	19' 8" x 19' 0" (6m x 5,79m)	5' 0" (1,52m)	443 lbs (201 kg)
	Station 3 w/Roof LAWS-3R-SM <ul style="list-style-type: none"> • Upper-Body Cycling Exercises • Squat Exercises • Tricep Strength & Torso Stability Exercises 	17' 6" x 17' 10" (5,33m x 5,43m)	2' 2" (0,66m)	354 lbs (161 kg)
	Station 4 w/Roof LAWS-4R-SM <ul style="list-style-type: none"> • Inverted Row & Core Exercises • Weighted Squat Exercises • Shoulder Stability & Strength 	20' 6" x 15' 9" (6,25m x 4,8m)	4' 2" (1,27m)	560 lbs (254 kg)
	Station 5 w/ Roof LAWS-5R-SM <ul style="list-style-type: none"> • Stair Exercises • Overhead Press Exercises • Standing Stretches & Yoga Poses 	16' 6" x 20' 0" (5,03m x 6,1m)	2' 0" (0,61m)	696 lbs (316 kg)
	Station 6 ADA w/ Roof LAWS-6R-SM <ul style="list-style-type: none"> • PNF & Leg Extension Exercises (ADA) • Tricep Strength & Torso Stability Exercises (ADA) • Upper-Body Cycling Exercises (ADA) 	15' 6" x 16' 6" (4,72m x 5,03m)	3' 0" (0,91m)	317 lbs (144 kg)
	Station 7 ADA w/ Roof LAWS-7R-SM <ul style="list-style-type: none"> • Overhead Press Exercises • Stretch Exercises (ADA) • Shoulder Stability & Strength (ADA) 	17' 6" x 16' 4" (5,33m x 4,98m)	–	463 lbs (210 kg)

DID YOU KNOW?

A TRIP TO THE PLAYGROUND IS MUCH MORE ENJOYABLE WHEN YOU HAVE ALL THE NECESSARY COMFORTS. SHADE, BENCHES, PICNIC TABLES, GRILLS—EVEN THE SMALLEST AMENITIES ENHANCE THE EXPERIENCE.

SHADE & SITE AMENITIES

RECREATION MEETS RELAXATION

Benches & Tables 162

Site Accessories 162

Shade 163





Playgrounds are a big investment, and you deserve the best value for your dollar! Our site amenities ensure a quality experience for all visitors over the years to come.

FOR MORE INFORMATION, VISIT: [PLAYWORLD.COM/SITEAMENITIES](https://playworld.com/siteamenities)



6' Backed In-ground Mounted Bench

Perforated PVC Seat & Powder Coated Frame


ZZXX1411



6' Picnic Table

Perforated PVC Top & Powder Coated Frame

ZZXX1402



32 Gallon Trashcan Lid w/ Cable Attachment

Metal Powder Coated Lid

ZZXX1418



32 Gallon Trashcan

Perforated PVC Coated Can

ZZXX1414

- Made of coated perforated steel Optional accessories and customizing available



Shade

- Blocks up to 96% of the sun's UV rays
- Keeps playground up to 20 degrees cooler
- Designed to withstand nominal wind loads of 90 mph (144,84 kph) with appropriate footing.
- To extend the life of shade, the shade must be removed for winter in snowy regions
- Requires little to no maintenance
- One-piece fabric design for maximum coverage
- Hypar shade features catenary design system that suspends the fabric away from any structural material that may abrade the fabric
- Choice of one fabric color and one paint color (fabric colors on page 205)

Single Post Pyramid

ZZPSP005



Hip

ZZPSH042



Two-Post Hip

ZZPSH107




Mariner Pyramid

ZZPSM004



Pyramid

ZZPSP039



Hip Joined

ZZPSH113



**SCAN FOR MORE
SITE AMENITIES!**

DID YOU KNOW?

PUT YOUR OWN SPIN ON THE PLAYGROUND—LITERALLY. COMPONENTS LET YOU CHOOSE THE PERFECT ACTIVITIES FOR YOUR PLAY STRUCTURE, WHETHER IT'S CLIMBING, SLIDING, OR JUST HANGING OUT.

COMPONENTS

DARING COMBOS

Motion Play	166
Slides	169
Climbers	172
Upper Body Activities	184
Connectors	185
Bridges	186
Tubes	187
Themed Panels	188
Skill & Sensory Panels	190
Activity Panels	194
Puzzle Inserts	195
Enclosures & Extras	196
Roofs & Toppers	198







AeroGlider™ AGES: 2-12

Encourages cooperation & teamwork among children

Exterior:

- Sleek, aerodynamic design with customizable "license plates"
- Unique step platform on both ends for more play and swaying fun
- Back high rails allow adults to help glide and participate in the fun

TOP INCLUSIVE PRODUCT


Interior:

- Full 5' (1,52m) wheelchair turning radius
- Enough room for two wheelchair users to sit side-by-side
- Couches on each end for children and adults to enjoy the ride




Sky Rail AGES: 5-12

- Exhilarating track ride
- Curved track designed to help give kids a head start
- Sturdy plastic handle allows for a firm grip
- Handle swivels to provide a more challenging ride



Vortex AGES: 5-12

- Fun comes full circle while kids stand and spin for a vigorous ride



Monorail AGES: 5-12

- Patented air brakes for a smooth, safe stop
- Cantilever posts clear path for a fluid ride from start to stop
- Available in 10' (3,05m) and 20' (6,10m, shown) lengths



Bouncing Drawbridge AGES: 5-12

- Add motion to your themed playground
- Bounces up and down but will not catapult like a springboard
- Available in Challengers® only



Walk the Plank AGES: 5-12

- Kids will stand in line to walk the plank!
- Bounces up and down but will not catapult like a springboard
- Available in Challengers® only



Drop Zone Tower™ AGES: 5-12

- Step onto the platform to safely drop to the ground, where kids step off and watch it ascend to its original position
- Kids will run back up to take a ride over and over again
- Creates a new level of fun from a 4' (1,22m) or 6' (1,83m) deck



Sidewalk AGES: 2-12

- Sections move based on child's weight
- Develops sense of balance, coordination, and motor skills



U-Bounce AGES: 2-12

- Kids can bounce either seated or standing
- Slip-resistant, shock-absorbing rubber platform for safety



Spin Central AGES: 5-12

- Kids grab hold above and use their upper bodies to make crazy twists and turns



Bounce Button AGES: 5-12

- Range of motion determined by user's weight



Critter Crossing™ AGES: 2-12

- Pivoting beam helps develop balance and leg strength



Nuvo™ 360° Spiral Slide AGES: 2-12

- Corkscrew slide features a one-piece bedway and canopy with molded-in handholds
- Graceful curves and swirls match Nuvo style
- Attaches to 4' (1,22m), 5' (1,52m), and 6' (1,83m) decks



Nuvo™ Double Glide Slide AGES: 2-12

- Each bedway offers a different sliding experience
- Exit areas flare out to provide more room
- Graceful curves and swirls match Nuvo style
- Attaches to a 3' (0,91m) deck



90° Glide Slide AGES: 2-12

- Sliding fun all kids will enjoy
- Features a 90° angle
- Attaches to 3' (0,91m) decks



Tube Slide w/ window

Tube Slide AGES: 2-12

- Segmented for design flexibility
- Choose from an endless variety of configurations
- Straight sections also allow for the addition of clear, durable windows facing skyward, allowing light inside tube and assisting supervision
- From 2' (0,61m) to 9' (2,74m) decks



Slither Slide with Slide-a-Side

AGES: 2-12

- Specially engineered to provide a place to sit while waiting for a mobility device or caregiver to return for assistance
- Designed to be a comfortable resting area for anyone needing extra time
- From 2' (0,61m) to 9' (2,74m) decks

TOP INCLUSIVE PRODUCT



Mighty Descent w/ Prism Pass

AGES: 2-12

- Multiple children can enjoy sliding together on this 8-foot, extra-wide slide
- Prism Pass utilizes the space under Mighty Descent by providing a colorful maze full of bright panels that encourage social and imaginative play
- Available without Prism Pass and as a hillside version



**MIGHTY DESCENT
IN ACTION**



Nautical Sea Serpent Theme



Castle Dragon Theme

Themed Spiral Slide AGES: 2-12


- Kids' imaginations will soar on this slide, available in Nautical Sea Serpent and Castle Dragon versions
- Attaches to 4' (1,22m), 5' (1,52m), and 6' (1,83m) decks
- Available in Challengers' only



Zig Zag Slide

AGES: 2-12

- Features a zig-zag pattern
- Attaches to a 5' (1,52m) deck



Glide Slide

AGES: 2-12

- Straight design for a smooth ride
- From 2' (0,61m) to 6' (1,83m) decks



Wide Glide Slide

AGES: 2-12

- 2'6" (0,76m) wide slide builds a sense of discovery
- Attaches to a 3' (0,91m) deck



Slither Slide AGES: 2-12

- Segmented for design flexibility; choose from hundreds of configurations
- Each section of the Slither Slide features a slight bump in the bedway, creating a fun slide down
- From 2' (0,61m) to 9' (2,74m) decks



Roller Slither Slide AGES: 2-12

- Inclusive slide offers a full-body, tactile experience for children who are hypo-sensitive to touch
- Super-durable aluminum rollers make a fun sound that provides auditory and proprioceptive stimulation for children of all abilities
- Add roller sections to any Slither Slide configuration for endless possibilities
- From 3' (0,91m) to 9' (2,74m) decks



Themed Slither Slide

AGES: 2-12

- The flexibility of a Slither Slide with a themed facade, perfect for imaginations of any size!
- From 2' (0,61m) to 9' (2,74m) decks
- Available in Challengers' only



Twist and Shout Slide

AGES: 2-12

- Curved, textured bedways give a thrilling side-to-side motion
- Deck height is 4' (1,22m)

Under slide climber options also available



Curved Steel Climber



Spine Climber



Infill Barrier




Tripple Racer Slide™ AGES: 2-12

- Features three slide heights accessible from one deck [one slide bedway at 4' (1,22m), 5'3" (1,60m), and 6'5" (1,98m) heights]
- Attaches to a 4' (1,22m) deck




Rumble Seat Slide AGES: 2-12

- Bumpy slide helps build multi-sensory awareness
- Deck height is 5' (1,52m)



Sliding Pole AGES: 5-12

- Classic fireman's pole slider
- From 3' (0,91m) to 6' (1,83m) decks



Stainless Steel Slide AGES: 2-12

- One-piece, 14-gauge stainless steel
- Built "park tough" for longevity
- Attaches to 3' (0,91m), 4' (1,22m), 5' (1,52m), 6' (1,83m), and 8' (2,44m) decks



360° Stainless Steel Spiral Slide AGES: 2-12

- 16 gauge stainless steel with a mill finish
- Deck height 6' 3" (1,93m)

TOP INCLUSIVE PRODUCT

TOP INCLUSIVE PRODUCT


Branch Out provides a striking focal element for the playground, suggesting a tree and vines. Like trees, Branch Out gives opportunities for climbing, swaying, jumping, relaxing, and more!

Branch Out Anchors offer even more play value with exciting challenges that complete your play space with a consistent aesthetic.



Adventure Grove • 500-1951 • AGES: 5-12

For more Branch Out™ see pages 66-67.



Anchor AGES: 5-12



Rope Bridge Connector AGES: 5-12




Gateway AGES: 5-12



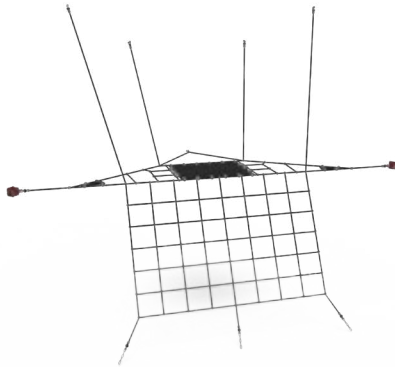
Trunk w/Perf Metal Shade
AGES: 5-12




Trunk w/Fabric Canopy
AGES: 5-12



Zig-Zag AGES: 5-12



Cargo Net AGES: 5-12



Hammock AGES: 5-12



Belt Connector AGES: 5-12



Pedestal AGES: 5-12



Twisted Net Connector AGES: 5-12

Inspired by nature, ModPods were designed to be more challenging than a flat plane climber. Modularity gives ModPods flexibility for virtually endless design possibilities that support social and inclusive play. ModPod forms can be freestanding, or they can be linked together to create ground-to-deck, deck-to-deck, and ground-to-activity configurations.



Quad Vertical AGES: 5-12



Tri-TableTop AGES: 5-12



Tri-Vertical Short AGES: 5-12



Tri-Vertical Tall AGES: 5-12



Quad Tabletop AGES: 5-12



Tri-Tabletop Low AGES: 2-5



Quad Tabletop Low AGES: 2-5

For more ModPods™ see pages 101, 140.



Zig Zag Slide AGES: 5-12

- Designed to simulate a waterfall with molded ridges in “waves” throughout the slide
- Smooth, rounded edges allow children to control their speed
- Shown with RockBlocks® Arch with Deck



Diagonal Climber AGES: 5-12

- Creates a unique way to access RockBlocks®
- Handles at the top allow for easy transition from climber to deck
- Shown with RockBlocks® Arch with Deck



Hoops Climber AGES: 5-12

- Hoops form an arch for a unique and challenging climb
- Handles at the top allow for easy transition from climber to deck
- Shown with RockBlocks® Arch with Deck



Stalagmites AGES: 5-12

- Kids will love the height and 360° of climbing space
- Connects to 2' (0,61m), 3' (0,91m), and 4' (1,22m) decks
- Add one or multiple Stalagmites to your playground




Curved Wall AGES: 5-12

- 90° curved wall slopes from 7' (2,13m) to 5' (1,52m) high
- Available with walk through (shown) or pass through



Straight Wall AGES: 5-12

- 7' (2,13m) tall wall can be flipped end-for-end or upside down



End Wall AGES: 5-12

- Perfect end piece for your RockBlocks® playground
- Features climbing and perching spots
- Available in 5' (1,52m) and 7' (2,13m) tall versions



Tri-Ladder AGES: 5-12

- Round ladder connects three walls
- Available in 5' (1,52m) and 7' (2,13m) heights



90° Wall AGES: 5-12

- 5' (1,52m) tall wall features a 90° curve at one end

Nature-Inspired Components

Features have natural colors, shapes, sizes, and textures to complete your nature-themed play space. They're made of glass fiber reinforced concrete (GFRC), which is ultra-durable, low-maintenance, and lighter weight.



Bedrock Transfer AGES: 2-12

- Molded-in handholds assist children of all abilities in climbing
- Accessible stone platform with transfer height of 15" (0,38m)
- Stone is physically connected to the transfer stairs



Wood Pile AGES: 5-12

- Children can scale the fresh cut logs and pretend they're entering a tree house
- Gradual steps facilitate a 3-point climbing stance
- Place next to a structure to access a 5' (1,52m) deck



Little Ridge AGES: 5-12

- Layered rock appearance and molded-in fossils enhance natural quality
- Undefined paths with multiple handholds offer a challenging climb
- Rotate to access multiple decks at different heights (4' [1,22m], 5' [1,52m], 6' [1,83m])



Log Pillar AGES: 2-12

- Color and texture of real wood facilitates imagination and awakens sensory skills
- Use as freestanding stepper, independently, or with other pillars to access a deck
- Available in 12" (0,30m), 18" (0,46m), and 24" (0,61m) heights
- Each pillar sold separately



Stone Pillar AGES: 2-12

- Color and texture of natural stone provides a rock climber's experience
- Use as freestanding stepper, independently, or with other pillars to access a deck
- Available in 12" (0,30m), 18" (0,46m), and 24" (0,61m) heights
- Each pillar sold separately



Stump Climber AGES: 5-12

- Four connected "wood" stumps of varying height
- Non-linear climbing route provides challenge and opportunity to practice balance
- Place next to a structure to access a 4' (1,22m) deck



Oak Trunk AGES: 5-12

- Kids can pretend to be woodland creatures as they scurry up this tree trunk
- Undefined paths with multiple handholds offer a challenging climb
- Rotate to access multiple decks at different heights (3' [0,91m], 4' [1,22m], 5' [1,52m], 6' [1,83m])



Boulder Climber AGES: 5-12

- Littlest boulder has defined steps for beginning climbers
- Place next to a structure to access a 3' (0,91m) deck




Wildwood Climber AGES: 5-12

- Children will imagine they are climbing the roots of a giant tree or hiding beneath the roots
- Fun molded details include insects and knots, which broaden the opportunity for imaginative play
- Attaches to 4' (1,22m) and 5' (1,52m) decks



Tree House Climber AGES: 2-12

- Inspires kids to pretend they're climbing to their own tree house
- Allows for ground-to-deck access from 4' (1,22m) to 8' (2,44m)



PlayWood™ Climber AGES: 5-12

- Rustic look enhances nature theme adventures
- Attaches to 4' (1,22m), 5' (1,52m), and 6' (1,83m) decks



Vine Climber AGES: 5-12

- Children will feel like they are climbing through a thick forest of trees or making their way up a tangle of vines
- Adds tremendous visual appeal to the playground while enhancing the nature theme
- Connects deck-to-deck spanning 6' (1,83m)




Castle Wall Climber AGES: 5-12

- Scale the walls and save the princess, or make a daring escape
- Handholds allow for easy climbing
- Attaches to 6' (1,83m) deck
- Available for Challengers' only



Bow Climber AGES: 5-12

- Steer your ship through uncharted waters at the captain's wheel
- Look for land with the telescope and chart your course with the navigation map
- Attaches to 3' (0,92m) and 4' (1,22m) decks
- Also available in a version for 2- to 5-year-olds with steel climber
- Available in Challengers' only



Stern Climber AGES: 5-12

- Complete the look of your ship with this functional and imaginative climber
- Attaches to a 4' (1,22m) deck
- Also available in a version for 2- to 5-year-olds as a balcony
- Available in Challengers' only



Whirlwind Climbers AGES: 5-12

- Use one or multiple climbers for ground-to-deck access or to connect decks of various heights
- Available for 2' (0,61m), 3' (0,91m), 4' (1,22m), 5' (1,52m), and 6' (1,83m) decks



Climbing Squares AGES: 2-12

- Block climber sized just right for tots
- Allows kids to easily assume a 3-point climbing stance to ensure balance and a safer climb
- Treads on blocks help prevent slips
- Recessed areas help little hands and feet climb
- Available to 2' (0,61m), 3' (0,91m), and 4' (1,22m) decks



Accessible Climber AGES: 2-12

- User-friendly plastic treads
- Facilitates an accessible route to higher elevations



Rock Climber AGES: 2-12

- Fossil-matching activities on the underside promote gross motor skills
- Connects to 4' (1,22m) decks



Rocky Ridge Climber AGES: 5-12

- Attaches to 5' (1,52m) decks



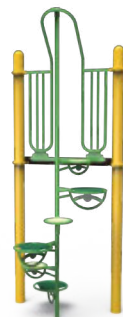
Steel Curve Climber AGES: 2-12

- Curved steel climber provides easy access to 4' (1,22m) decks
- Add underneath your Tripple Racer Slide™ for even more fun



Inclined Cliff Hanger® AGES: 2-12

- Encourages safe risk taking
- Attaches to 4' (1,22m) up to 8' (2,44m) decks



Solar Climber AGES: 2-12

- Attaches to 2' (0,61m, Challengers® only), 3' (0,91m), 4' (1,22m), 5' (1,52m), and 6' (1,83m) decks



Upper Silo Climber AGES: 5-12

- Use for a 5' (1,52m) climb between decks



Nuvo™ Twist Climber AGES: 5-12

- Diverse footholds and handholds provide a challenging climb
- Attaches to 3' (0,91m), 4' (1,22m), 5' (1,52m), and 6' (1,83m) decks



Nuvo™ Curvy Climber AGES: 5-12

- Unique curves inspire imaginative play
- Attaches to 3' (0,91m), 4' (1,22m), 5' (1,52m), and 6' (1,83m) decks



VertiClimber AGES: 5-12

- VertiClimber adds a fun climbing challenge with a modern aesthetic
- Kids love climbing to the top then maneuvering onto equipment for more play



Silo Climber AGES: 2-12

- Classic ladder climber for easy access
- Attaches to 2' (0,61m), 3' (0,91m), 4' (1,22m), 5' (1,52m), and 6' (1,83m) decks



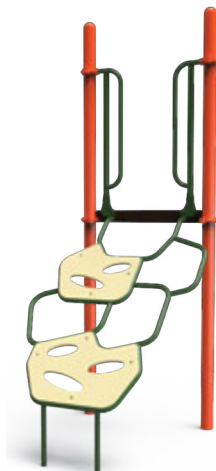
Twisted Steel Climber AGES: 5-12

- Curved design increases the challenge level for children
- Attaches to 6' (1,83m), 7' (2,13m), and 8' (2,44m) decks



GEO Climber AGES: 5-12

- Big, bold design provides a new level of climbing fun
- Curved design increases the challenge level for kids
- Large, sculpted holes are textured to allow for a firmer grip while climbing
- Attaches to 4' (1,22m) and 5' (1,52m) decks



GEO Arch Climber AGES: 5-12

- Aesthetic design updates a playground classic
- Develops hand/eye coordination and increases upper-body strength
- Attaches to 4' (1,22m), 5' (1,52m), and 6' (1,83m) decks



GEO Vertical Climber AGES: 5-12

- Vertical path to reach new heights on the playground
- Challenging climber develops hand/eye coordination and increases upper-body strength
- Attaches to 4' (1,22m), 5' (1,52m), and 6' (1,83m) decks




Round-the-Corner AGES: 5-12

- Round-the-Corner incorporates lower rope climbing activities. Children will delight in Round-the-Corner's three types of climbing while you'll delight in its distinctive design and superb craftsmanship.



Rushmore™ AGES: 5-12

- Play like never before on a single component!
 - Only climbing hill structure of its kind in the industry
 - Climb. Crawl. Walk. Roll. Weave.
 - Prompts creativity, teamwork, and plenty of action
 - Features our heavy duty, flexible flex treads
 - Attaches between 4' (1,22m) decks
- *U.S. Patent 9,220,938



KaleidoClimber AGES: 5-12


- Unique design increases play value
- A fun way to move from deck to deck



Single Flex Tread Climber

AGES: 5-12

- Single Flex Tread climber available to 4' (1,22m) and 5' (1,52m) decks
- Flexible, textured, and strong flex tread



Double Flex Tread Climber

AGES: 5-12

- Double Flex Tread climber available to 4' (1,22m) and 5' (1,52m) decks
- Available only in Playmakers®
- Flexible, textured, and strong flex treads



Hopscotch Climber AGES: 2-12

- Grid climber gives kids multiple footing options
- Attaches to 4' (1,22m), 5' (1,52m), and 6' (1,83m) decks



Ribbon Climber AGES: 2-12

- Wavy shape adds perceived movement
- Attaches to 3' (0,91m), 4' (1,22m), 5' (1,52m), and 6' (1,83m) decks



Beanstalk Climber AGES: 2-12

- Fun, leaf-shaped footholds
- Attaches to 3' (0,91m), 4' (1,22m), 5' (1,52m), and 6' (1,83m) decks



Deep Rung Arch Climber AGES: 2-12

- Ergonomically designed; graduated rung depths keep kids safe and upright
- Attaches to 3' (0,91m), 4' (1,22m), 5' (1,52m), and 6' (1,83m) decks



Angled Climber AGES: 5-12

- Use one small and one large climber (sold separately) to connect decks of the same height (4' level only) or different heights
- Small attaches to 2' (0,61m), 3' (0,91m), and 4' (1,22m) decks, and large attaches to 4' (1,22m), 5' (1,52m), and 6' (1,83m) decks



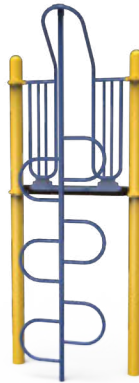
Spiral Climber AGES: 2-12

- Corkscrew-like ladder promotes hand/eye coordination
- Attaches to 3' (0,91m), 4' (1,22m), 5' (1,52m), and 6' (1,83m) decks



Tower Steel Climber AGES: 5-12

- Provides easy access to higher areas of the playground
- Attaches to 6' (1,83m), 7' (2,13m), and 8' (2,44m) decks



Tree Climber AGES: 2-12

- Promotes hand/eye coordination
- Attaches to 3' (0,91m), 4' (1,22m), 5' (1,52m), and 6' (1,83m) decks



Post w/Ladder Climber AGES: 5-12

- Side attached ladder is open and presents perceived risk
- Connects to 1' (0,30m), 2' (0,61m), 3' (0,91m), and 4' (1,22m) decks



Rope Ladder AGES: 2-12

- Flexible rope adds challenge to the basic ladder climber
- Ground-to-deck climber available to 3' (0,91m), 4' (1,22m), 5' (1,52m), and 6' (1,83m) decks



Rope Net Climber AGES: 2-12

- Promotes safe risk taking
- Attaches to 3' (0,91m) and 4' (1,22m) decks



Rope Ascension AGES: 5-12

- Rope provides dynamic movement and adds challenge
- Ground-to-deck rope climber available to 3' (0,91m), 4' (1,22m), and 5' (1,52m) deck heights

All Adventure Series components are designed for post attachment only.



The Duplex AGES: 5-12

- Provides four sides to scale as kids work their way around a structure



The Crossover AGES: 5-12

- Part ladder, part traditional monkey bars—this hybrid climber will have kids upside down, right side up, and everywhere in between!



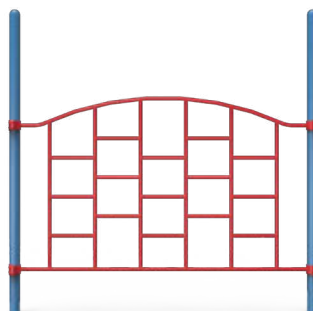
The Tri-Junction AGES: 5-12

- Kids will love deciding where they should explore next!
- Provides more design options to branch out in three directions



The Quad Junction AGES: 5-12

- Offers kids the ability to climb both inside and outside
- Adds an interesting element to your playground design



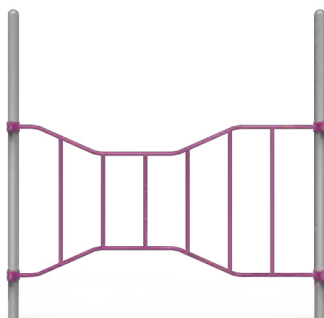
The Grid AGES: 5-12

- Steel climbing wall with varied climbing pattern provides challenge



The Helix AGES: 5-12

- Creates visual interest as well as increased climbing challenge
- Footings and climbing strategies change as kids move from one end to another




The Wave AGES: 5-12

- Kids climb up to the center point, then down the other side



The Sky Link AGES: 5-12

- Arched rail with loop handholds creates challenge



The Sky Arch AGES: 5-12


- Upper-body strength builder
- Kids can use in different ways, with different hand grips to work their way across



The Wall

AGES: 5-12

- Not as easy as it looks! Rope netting provides movement—different experience with multiple climbers
- Up, over, around—versatile play and layout possibilities



The Wacky Log

AGES: 5-12

- Fun, themed motion component puts their balance skills to the test!
- Multiple kids can play and challenge one another



The Criss Cross

AGES: 5-12

- Playful layout of this climbing net creates 3-D effect on playground
- Themed stumps create opportunity for imaginative play



Slither Slide Arch

AGES: 5-12

- Continues the climbing adventure to access the Slither Slide
- Right or left options available



The Crater Arch

AGES: 5-12

- Random placement of handholds and footholds in an arch shape requires advanced motor planning skills
- Fun shape with cool plastic insert creates interest



The Crater Wall

AGES: 5-12

- Large and small handholds and footholds give kids multiple options to scale the wall
- Gives playground distinctive look



Oval Crater Wall

AGES: 5-12

- Steel rungs, oval plastic inserts, and decking create more climbing challenge



Oval Crater Arch

AGES: 5-12

- Unique plastic oval combines with steel rails and decking for multiple climbing options!



The Stump Jump

AGES: 5-12

- Provides opportunity to practice balance
- Fun, themed component allows their imaginations to run wild



The Vertical Wave

AGES: 5-12


- Sloping rungs provide challenge as kids climb up



The Crater Ladder

AGES: 5-12

- Sheet plastic with variety of handholds and footholds creates a fun climber



Rope Link

AGES: 5-12

- A unique rope climbing experience that offers something different from a grid
- Ropes provide movement for challenge and a new experience



270° Horizontal Loop Ladder

AGES: 5-12

- Kids will use their upper-body strength to navigate the entire loop
- Returns kids to the adjacent side of the same deck
- Decks up to 3' (0,91m)



Chinning/Turning Bar AGES: 2-12

- Builds arm and grip strength
- Easy to attach at any height



Twist 'N Twirl™ AGES: 5-12

- Wheel turns based on kids' movement
- From 1' (0,30m) and 2' (0,61m) decks



Sky Swivels AGES: 5-12

- Wheels turn based on kids' movement
- From 1' (0,30m), 2' (0,61m), and 3' (0,91m) decks



Round-About AGES: 5-12

- Helps develop upper-body strength and coordination
- Installs lower for ground access or higher with an access ladder
- Decks up to 3' (0,91m)



Horizontal Spiral Ladder AGES: 5-12

- 6' (1,83m) length; connect decks of equal height
- Access platforms with the addition of an access ladder
- Installation heights dependent on users and guidelines
- Decks up to 3' (0,91m)



Overhead Ladder w/Parallel Bars AGES: 5-12

- Builds arm and grip strength
- Helps to promote healthy competition
- 10' (3,05m) length



Straight Horizontal Loop Ladder

AGES: 5-12

- 6' (1,83m) or 10' (3,05m) length
- Connects decks of equal height
- Connects to end of deck with the addition of an access ladder
- Installation heights dependent on users and guidelines
- Also available in 'S', 'C', and 90° configurations



Transition Climber AGES: 5-12

- Link Unity Web or PlayCubes structures with a traditional Challengers® or Playmakers® playground
- Continue the path of play
- Made of coated steel
- Climber attaches PlayCubes to decks from 3' (0,91m) to 6' (0,76m) tall, and Unity Web to 4' (1,22m) decks



KaleidoCrossing AGES: 2-12

- Kaleidoscopic bridge makes it fun to move from deck to deck
- Lexan panels provide a colorful experience



Denali Net Bridge AGES: 5-12

- Links a 4M Denali Net, or 4M Twin, to a Playmakers deck.



Canyon Crossing AGES: 5-12

- 6' (1,83m) long deck-to-deck rope climber connects decks of equal height or with a 12" (0,30m) rise
- Available for use on decks up to 6' (1,83m) high



Deck-to-Deck Rope Bridge AGES: 5-12

- Promotes balance and coordination
- Available in 6' (1,83m) and 10' (3,05m) lengths to connect decks of equal height
- Connect 2' (0,61m), 3' (0,91m) and 4' (1,22m) decks of equal height



Converge AGES: 5-12

- Converge is a high climbing experience from Playworld! It's more than your average corner climber—it provides multiple climbing experiences, including net climbing and metal components.
- Converge gives kids several climbing paths from the ground to both 6' (1,83M) and 8' (2,44M) platforms, from ground to deck or deck to deck.



Deck-to-Deck Climber AGES: 2-12

- Perforated steel climber
- Available in 1' 6" (0,46m), 2' (0,61m), 2' 6" (0,76m), and 3' (0,91m) heights



Lily Pods AGES: 2-12

- Fun moving pods create a walkway from one area to another
- Each Lily Pod is chained to the ground for extra safety
- Available in straight and 1' (0,30m) rise configurations



Nuvo™ Loop Climber AGES: 5-12

- Offers a variety of fun climbing routes
- Provides deck-to-deck and ground-to-deck access in one climber
- 10' (3,05m) span connects two 4' (1,22m) decks



Arch Bridge AGE: 2-12

- Available in 6' (1,83m) and 10' (3,05m) lengths
- Connects decks of equal height from 2' (0,61m) up to 9' (2,74m)
- Available in GEO and Playwood™ themes



Ripple Bridge AGES: 2-12

- Flexible motion bridge—ripple effect adds even more fun when multiple kids play on it
- Available in 6' (1,83m) and 10' (3,05m) lengths
- Connects decks of equal height from 1' (0,30m) up to 4' (1,22m)




Crazy Bones Bridge AGES: 2-12

- Overhead activity below bridge for added fun
- Available in 6' (1,83m) and 10' (3,05m) and 6' (1,83m), with either a 1' (0,31m) or 2' (0,61m) rise
- Custom lettering available (inset)



Adventure Bridge AGES: 2-12

- Moving bridge shifts as kids cross
- Perforated steel planks with guardrails for added safety
- Connects decks of equal height at 2' (0,61m), 3' (0,91m), and 4' (1,22m)
- Available in 6' (1,83m) and 10' (3,05m, shown) lengths



Catwalk AGES: 2-12

- Creates the illusion of risk
- Available in 6' (1,83m, shown) and 10' (3,05m) lengths
- Connects decks of equal height from 1' (0,30m) to 9' (2,74m); between decks with a 1' (0,30m) height difference



90° Cloud Walk AGES: 2-12

- Textured treads for safer footing
- Available in a 3' (0,91m) rise deck-to-deck version
- Connect decks of equal heights from 2' (0,61m) up to 9' (2,74m)



KaleidoCrossing Catwalk AGES: 2-12

- Kaleidoscopic bridge makes it fun to move from deck to deck
- Lexan panels provide a colorful experience




Timber Trail Bridge AGES: 5-12

- Flexible motion bridge has steel handrails and uneven trail planks to improve kids' balance skills
- Available in 6' (1,83m) and 10' (3,05m, shown) lengths; connects decks of equal height from 1' (0,30m) up to 4' (1,22m) decks



PlayWood™ Arch Bridge AGES: 2-12

- Curved design adds woodland appeal to your playground
- Available in 6' (1,83m) and 10' (3,05m, shown) lengths
- Connects decks of equal height from 2' (0,61m) up to 9' (2,74m)



The Funnel AGES: 2-12

- Different entrance and exit heights add to the adventure as children move from walking to crawling in this horizontal passageway
- Connects decks of 1' (0,30m) or 2' (0,61m) difference in height
- Also available in ground-to-deck
- 6' (1,83m) long x 1' 11-3/4" (0,60m) wide openings

Coated Oval Crawl Tube AGES: 2-12

- 4' (1,22m) long, oval-shaped, horizontal passageway
- Available in both deck-to-deck (of equal height) and ground-level options
- Coated perforated steel for extra durability
- 1' 11-3/4" (0,60m) tall and wide openings



Log Tube AGES: 2-12

- Children can pretend they are animals of the forest as they climb through the 6' (1,83m) log, using it as a secret passage
- Open holes permit children to see outside while allowing light to pass through




Adventure Tube The Bend

- AGES: 2-12
- 3' 6" (1,07m) long, 45° horizontal passageway
 - Available in both deck-to-deck (of equal height) and ground-level options
 - 1' 11-3/4" (0,60m) tall and wide openings



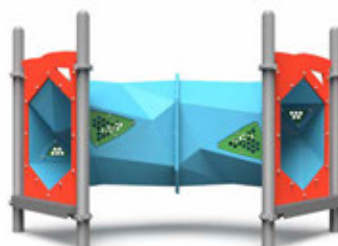
Adventure Tube The Passage

- AGES: 2-12
- 4' (1,22m) long, straight horizontal passageway
 - Available in both deck-to-deck (of equal height) and ground-level options
 - 1' 11-3/4" (0,60m) tall and wide openings



Adventure Tube The 'S' Turn

- AGES: 2-12
- 6' (1,83m) long S-shaped, horizontal passageway
 - Available in both deck-to-deck (of equal height) and ground-level options
 - 1' 11-3/4" (0,60m) tall and wide openings



Adventure Tube The 90° Turn

- AGES: 2-12
- 7' (2,13m) long, 90° horizontal passageway
 - Available in both deck-to-deck (of equal height) and ground-level options
 - 1' 11-3/4" (0,60m) tall and wide openings



Adventure Tube The Vertical 'S' Turn


- AGES: 2-12
- 6' (1,83m) long, S-shaped vertical passageway
 - Connects decks with a difference of 3' (0,91m) in height
 - Also available in a ground-to-deck version
 - 1' 11-3/4" (0,60m) tall and wide openings



Brig Panel

AGES: 2-12

- No pirate ship would be complete without its own Brig!
- Barrier completes the look of your ship
- Available in Challengers® only



Drum Cannon Panel

AGES: 2-12

- Ready. Aim. Fire! Peek through the window, hold the cannon handles, and aim at the enemy ship
- Pound on the cannon to fire, or even to play your own drum music
- Features a clear Lexan® window for super-durability
- Available in Challengers® only



Nautical Porthole Panel

AGES: 2-12

- Perfect finishing touch for your nautical-themed play structure
- Porthole barrier made of clear, durable Lexan®
- Available in Challengers® only



Sunken Treasure Hunt Panel

AGES: 2-12


- Turn your playground into a treasure hunt
- Spin the dial and search for the treasures hidden throughout your playground on icons, which are attached to posts
- Treasures include jewels, crown, crest, sword, key, and ring
- Available in Challengers® only



Castle Treasure Hunt Panel

AGES: 2-12

- Turn your playground into a treasure hunt
- Spin the dial and search for the treasures hidden throughout your playground on icons, which are attached to posts
- Treasures include jewels, crown, crest, sword, key, and ring
- Available in Challengers® only



Castle Window Barrier

AGES: 2-12

- Aesthetically-appealing brick pattern serves as a barrier to protect children
- Available in Challengers® only



Steering Wheel Half Panel

AGES: 2-12

- Kids will have a blast steering the ship with this nautical-themed wheel
- Available in Challengers® Only



Nature Hunt Panel

AGES: 2-12

- Kids will love exploring for animal shapes (shown on panel), which are attached to posts throughout the playground
- Provides an opportunity to teach children about nature and science



Tree House Doorway

AGES: 2-12

- Inspires kids to create a hideout or club house
- Supports free play and encourages exploring



Window Planter Panel

AGES: 2-12

- Children can plant seeds and watch them sprout and grow
- Provides an opportunity to teach kids about nature and science



Tree House Barrier

AGES: 2-12

- Looks like a window in a tree house, encouraging kids to pretend play



PlayWood™ Barrier

AGES: 2-12

- Keeps children safe and adds to your nature aesthetics



Magnifying Panel

AGES: 2-12

- Children will pretend to be scientists discovering new plant life, valuable minerals, or never-before-seen insects!



Plug kids into KPE, the interactive play panels that run on the ultimate green energy: Kid Power! The more kids spin, push, and press KPE's wheels and buttons, the more silly music and sound effects they generate. With KPE, kids power the play!



KPE Animal Tunes

AGES: 2-12

- Kids spin the knob to hear their favorite jungle and farm animals
- Features six different songs with realistic animal sound effects
- Available in full and half panels, and a post-attachment version

TOP INCLUSIVE PRODUCT



KPE Drive-Away

AGES: 2-12

- Kids turn a knob to choose one of five vehicles (car, train, fire truck, boat, or spaceship) to drive
- Steer the wheel to power it up; hear music and sounds corresponding to each vehicle
- Dashboard features interactive gadgets, including a radio, security alarm, horn, and ignition
- Available in full- and half-panel versions

TOP INCLUSIVE PRODUCT



KPE Rhythm Spinner

AGES: 2-12

- Spin the dial to hear one of ten songs; reverse directions to change tune
- Hit the drum pads to play along with the music; each drum pad features a different sound
- Ability to record voice and playback
- Available in full- and half-panel versions

TOP INCLUSIVE PRODUCT



KPE Nature Sounds

AGES: 2-12

- Kids spin the knob to hear their favorite nature sounds, transporting them deep into the forest
- Provides an opportunity to teach kids about nature and science
- Supports free play and exploration
- Available in full and half panels, and a post-attachment version

TOP INCLUSIVE PRODUCT




Airplane Half Panel AGES: 2-12

- Promotes gross and fine motor skills, and hand/eye coordination



Bell Half Panel AGES: 2-12

- Use attached plastic music notes to ring bells
- Two-sided panel promotes auditory awareness




Bugs Half Panel AGES: 2-12

- Promotes gross and fine motor skills, and hand/eye coordination



Driver Half Panel AGES: 2-12

- Promotes imaginative opportunities and gross motor skills




Solar System Half Panel AGES: 2-12

- Promotes gross and fine motor skills, and eye/hand coordination



Maze Half Panel AGES: 2-12

- Builds attention spans, cognitive thinking, and a sense of discovery



Chimes Banner AGES: 2-12

- Single chime with two different tones




Post Mount Bells AGES: 2-12

- One unique tone for each of the four bell sizes: 7" (17,78cm), 8" (20,32cm), 9" (22,86cm), and 10" (25,4cm)



Bell Panel AGES: 2-12

- Use attached plastic music notes to ring bells
- Four unique bell tones build auditory awareness
- Ground-level and deck-level versions available




Chime Panel AGES: 2-12

- Built-in spinning mallet rings chime
- Ground-level and deck-level versions available




Horn Panel AGES: 2-12

- Press for two distinct horn noises
- Promotes rhythm, hand/eye coordination, and fine motor skills
- Ground-level and deck-level versions available



Drum Panel AGES: 2-12

- Bongo-style drums in varying tones
- Ground-level and deck-level versions available
- Also available as single drum panel to attach to single post




Whimsy Wheel Panel AGES: 2-5

- Little ones will delight in spinning wheels and sliding knobs on this whimsical panel
- Available in ground-level and deck-level versions for Challengers® only



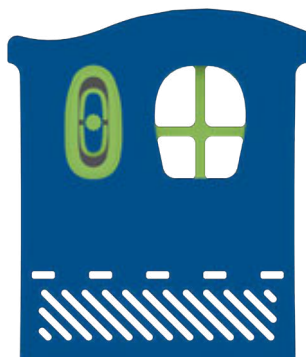
Garden Panel AGES: 2-5

- Imaginations soar as children slide butterflies through the garden
- Available in ground-level and deck-level versions for Challengers® only




Art Panel AGES: 2-5

- Kids can explore their creative side on this washable, Lexan® panel
- Integrated cup holders for art supplies
- Available in ground-level and deck-level versions for Challengers® only



Window Panel w/ Push Clicker AGES: 2-5

- Young children can look out the window or push the button to “turn on the lights”
- Encourages imaginative role playing
- Available in ground-level and deck-level versions for Challengers® only




Door Panel AGES: 2-5

- Create an entrance to an under-deck hideaway
- Fine motor skills are improved using the rattle knobs
- Available in Challengers® only



Spin Racer Panel AGES: 2-12

- Promotes cognitive development and encourages social interaction



Driver Panel AGES: 2-12

- Spinning knobs move cars around track



Tic-Tac-Toe Panel AGES: 2-12

- Promotes hand/eye coordination and builds dexterity



Scavenger Hunt Panel AGES: 2-12

- Children will go on a 'Scavenger Hunt' to find icons (shown on panel), which are attached to posts throughout the playground
- Also available to attach to single post



Treasure Tumble Panel AGES: 2-12

- Features a Treasure Tumble (clear cylinder) filled with plastic beads and larger plastic objects to find
- Lists the objects which can be found inside the Treasure Tumble



Slide-n-Learn Panel AGES: 2-12

- Promotes color, number, and shape recognition



Find The Way Home Panel AGES: 2-12

- Two-sided, finger-tracing panel promotes cognitive development
- Different maze on each side



ABC/123 Panel AGES: 2-12

- Promotes letter and number recognition
- Builds attention span, cognitive thinking, and self-confidence



Storefront Panel AGES: 2-12

- Encourages role playing, socialization, imaginative and group play



Bubble Panel AGES: 2-12

- Lexan® bubble offers a fun perspective




Crawl-Thru Panel AGES: 2-12

- Create an entry for under-deck play spaces


Activity Panels

AGES: 2-12

Promote interactive, sensory, and inclusive play with activity panels for your Challengers® or Playmakers® structure. From world-altering effects to games that make you think, these panels offer something for everyone. Just select your Activity Panel Frame color, then pick an Activity Panel Insert (colors as shown below).



Contained Activity Panel



Activity Panel



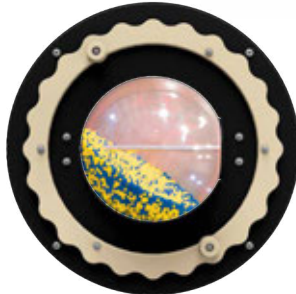
*Garden Sensory Wall not compatible with Very Buried Insert.
Slide & Solve Insert does not meet ADA requirements.*

Garden Sensory Wall



Hypnotize Insert

- Spin the outer ring to feel the dizzying pull of this optical illusion



Very Buried Insert

- Rotate the sphere to shift the pebbles and reveal hidden treasures



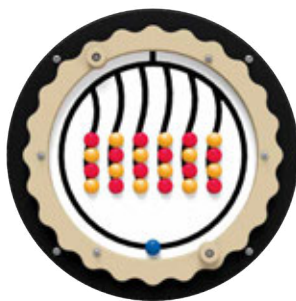
Funhouse Insert

- Laugh at your distorted reflection in this wacky cracked mirror



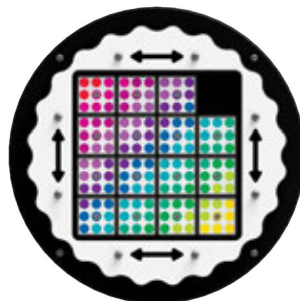
A-maze-ing Insert

- Turn the outer ring to direct the metal ball into the center and back again



Four-the-Win Insert

- Grab a partner and match four caps in a row to win, or invent your own rules



Slide & Solve Insert

- Slide the tiles vertically and horizontally to solve the puzzle



Magical Music Insert

- Make your own music in mode setting or listen to preset tunes at the touch of a button

Puzzle inserts offer a range of puzzle challenges! Navigate the ball through a maze or make the gears spin. Our sweeping variety of activities provides fun and challenges that build hand-eye coordination and improve motor skills.

Available for both Nuvo™ and Classic style panels. Designed for ages 2-12.



Nuvo™ Panel Frame



Classic Panel Frame



Ball Maze Insert

- Metal ball is maneuvered through the maze by rotating the captain's wheel



Catacombs Insert

- Rotate and turn the outer ring to maneuver a ball through the maze of catacombs



Construction Insert

- Maneuver metal balls into dump trucks, diggers, and dozers



Shifting Sands Insert

- Balls shift as sun shape is spun



Rainbow Insert

- Color filters let children see their surroundings in a whole new way and learn about the impact of color



Tactile Insert

- Touch and feel the differences in surfaces of various textures



Move It Insert

- Helps develop hand/eye coordination
- Creates the sound of rain when spun, stimulating auditory awareness



Counting Insert

- Sliders help develop basic math skills and encourage neural processes



Gears Insert

- Ball moves through designs as gears rotate and turn



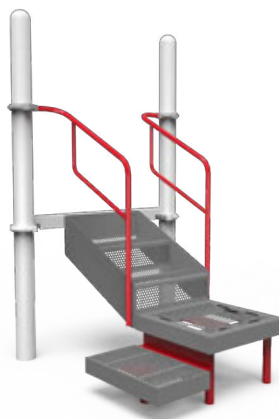
Stepped Platform

- Facilitates an accessible route to higher elevations
- Four heights available: 1' (0,30m), 1' 6" (0,46m), 2' (0,61m), and 3' (0,91m)



Stairs & Ladder

- Stairs have wider treads for up and down climbing to 2' (0,61m), 3' (0,91m), and 4' (1,22m) decks
- Ladder has narrow treads for ascent only with a single handrail and provides access to 5' (1,52m) and 6' (1,83m) decks



Transfer Station

- Provides an accessible route
- Ideal for wheelchair transfer from deck heights of 3' (0,91m) and 4' (1,22m) platforms



Nuvo™ Transfer Station

- New design allows children to transfer from both sides
- Unique look adds flair to your Nuvo playground
- Available to 3' (0,91m) and 4' (1,22m) decks



Wheelchair Ramps

- Width allows two kids in wheelchairs to sit side-by-side or pass each other
- Easy turn-around prevents 'traffic jams'
- Available in wide and standard widths



Barriers

- Keeps children safe
- Available in Balcony (shown), and several variations of Pipe Wall Barriers



GEO Barrier

- Keeps children safe and features a contemporary, aesthetic design



GEO Access Gate

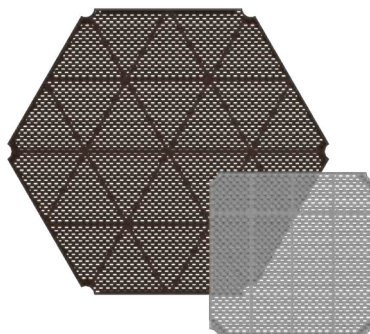
- Features a contemporary, aesthetic design
- Only available in Playmakers™



Telescope for PlayWood Barrier


Telescope AGES: 2-12

- Telescope allows children to engage in pretend play
- Pipewall barrier and add-on options for increased play value



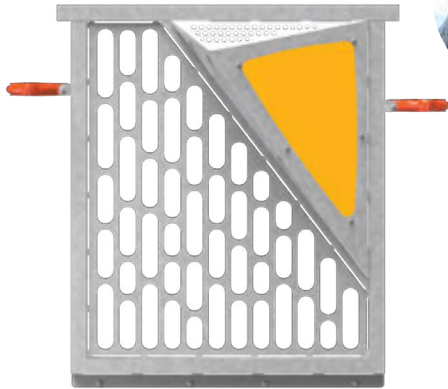
Coated Decks

- Available in hex, half hex, triangular, half square, and square versions
- Accommodates four activities for square-shaped decks and six for hex-shaped decks



PlayWood™ Square Deck

- Natural look with textured surface for added slip resistance
- Available in square and hex versions



KaleidoBarrier AGES: 2-12

- Bright panels add color to your Sky Towers*
- Keeps kids safe and makes supervision easy



Disco Spinner AGES: 2-12

- Bring light play to the ground
- Be a disco sun DJ!
- Available in Playmakers™ Only

TOP INCLUSIVE PRODUCT



Babble-On AGES: 2-12

- Includes two cast aluminum talk horns with connecting tubes
- Available in ground-level only

TOP INCLUSIVE PRODUCT



Steering Wheel AGES: 2-12

- Easy pretend play add-on for any type of playground; ideal for any of our themed playgrounds.
- Attaches to pipewall, balcony, post, and classic insert panels to create a pretend vehicle
- A great inclusive activity



Step Around AGES: 2-12

- Cast aluminum, post-mount stepping stone
- Textured for "sure" footing



Sling Seat AGES: 2-12

- Create a cozy spot under decks with this seat
- For use under decks 4' (1,22m) and higher




Playseat AGES: 2-12

- Ideal for play spaces under decks



Anywhere Seat AGES: 2-12

- Add seating to any 3-1/2" (0,09m) or 5" (0,13m) post



Kinetic Topper

- Pivots gently in the breeze
- Add movement to your Sky Towers®
- Available in Playmakers® only




Kinetic Flag

- Give a distinctive new look to any Challengers® or Playmakers® system
- Colorful and sways gently in the breeze, creating a bright sensory experience that children delight in
- Select a colorful polycarbonate insert or create your own custom graphic insert. (Inserts sold separately)



Nuvo™ Roof

- Appears to be floating above the playground
- Graceful curves and swirls add fresh appeal



Nuvo™ Swirl Roof

- Roof designed with a skylight
- Graceful curves and swirls add fresh appeal
- Four-post connection



Angled Flag

- Accent your structure with Angled Flag! Adding a pop of color and a striking shape not only gives your playground an appealing aesthetic for visitors, but also encourages a myriad of adventures.



Skylight

- Add a splash of color to your play space
- Skylights create colorful shadows that children love to interact with
- Provides a sensory experience as well as shade



Camber Half Square Roof

- Use in pairs (shown) or alone to provide economical sun protection
- Underside features outer-space embossing for visual interest



Camber Hex Roof

- Shade as much or as little as you like
- Full deck coverage for maximum sun protection
- Save money while still providing sun protection
- Full Roof (shown) and Open Roof option available



Hex Cabana Roof

- Same great features as our Cabana Roof but in a hexagonal shape



Perforated Steel Carnival Roof

- Sturdy, colorful, perforated steel shade
- Available for use with square (shown), extended square, hex, and extended hex decks



Corrugated Peak Roof PlayWood™ Peak Roof

- Add a rustic touch to your playground
- Made of sturdy corrugated steel
- Also available as a slant roof



- The perfect finishing touch for your tree house
- Also available as a slant roof



Castle Arch

- Create the perfect entrance to your castle-themed playground
- Available in Challengers® only



Nautical Sail

- Completes the look of your nautical-themed playground
- Each sail sold separately
- Available in Challengers® only



Cabana Roof

- Stylized roof with molded shingles and arched entrances



Themed Flags

- Adds the perfect finishing touch to your themed playground
- Choose from options shown
- Available in Challengers® only



Post Tops

- Adds fun visual impact to any playground; many colors, styles, and sizes add interest and height
- The perfect finishing touch to complete your play structure




PlaySoleil™

- LED post top security night light
- Solar powered rechargeable battery
- Fits: 3.5", 4" and 5" posts

Shade

- Blocks up to 96% of the sun's UV rays
- Keeps playground up to 20 degrees cooler
- Designed to withstand nominal wind loads of 90 mph (144.84 kph) with appropriate footing
- To extend the life of shade, the shade must be removed for winter in snowy regions
- Requires little to no maintenance
- One-piece fabric design for maximum coverage
- Canopies available in 2 sizes – 16' (4.88m) and 20' (6.1m)
- Hypar shade features catenary design system that suspends the fabric away from any structural material that may abrade the fabric
- Choice of one fabric color and one paint color (fabric colors on page 205)
- Shade Hats are available as in-ground mount only



Hat Shade Square-shaped



Canopy Shade



Hat Shade Hex-shaped



Hypar Shade

PLAYWORLD LIMITED WARRANTY

Playworld Systems, Inc. warrants its products against structural failure due to defects in materials and workmanship for the warranty periods and material categories prescribed below.

1. **LIMITED WARRANTY FOR AS LONG AS YOU OWN THE PRODUCT:** Steel deck support posts, stainless steel hardware, clamps, deck hangers, post caps, and cast aluminum parts, except as otherwise specified below.
2. **LIMITED TWENTY-FIVE (25) YEAR WARRANTY:** Spring Mates® aluminum castings.
3. **LIMITED FIFTEEN (15) YEAR WARRANTY:** Perforated steel decks and stairs, steel rails, stationary weldments, rotationally-molded and sheet plastic components, Playworld recycled plastic lumber, roof panels, and stainless steel slides, except as otherwise specified below.
4. **LIMITED TEN (10) YEAR WARRANTY:** Fiberglass signage, Fun Centers™, FirstPlay™ play structures, pre-cast PolyFiberCrete® or reinforced concrete products, Timber Stacks™ Robinia timbers and galvanized hardware, non-stainless steel hardware, fabric shade steel frames and Shadesure and Colourshade FR fabrics (Note Exception: Limited Five (5) Year Warranty on fabrics in colors Red, Yellow, Electric Purple, Zesty Lime, Cinnamon, and Olive.)
5. **LIMITED FIVE (5) YEAR WARRANTY:** Steel reinforced cable net and rope fittings and connections (Note Exception: Warranty does not cover normal wear and tear such as fraying or fading of cable coating), PlaySimple® play structures, DropZone Tower™, LiveWire Zip Line™ (except as otherwise specified below), AeroGlider™, Border Timbers™, wood and polycarbonate panels, PE coating and PVC coating (against cracking and peeling), site amenities (i.e. benches, tables, litter receptacles, and bike racks), GFRP (Glass Fiber Reinforced Polymer) products, accessible swing seats latch and hinge mechanism, and motion/moving play components and parts. Concerto products (Note Exception: Warranty does not cover mallets or Tall Chime cable assemblies).
6. **LIMITED THREE (3) YEAR WARRANTY:** Steel coil and C springs, flat webbing nets (excluding normal wear and tear), electronic panel speakers, sound chips, flex treads, and circuit boards.
7. **LIMITED ONE (1) YEAR WARRANTY:** NEOS®, electronic based play products, swing chain, swing clevises, swing galvanized attachment hardware, molded rubber bumpers, handholds, swing seats, and any other materials or custom products not covered above, all high wear items such as trolleys, cables, wheels, and bumper stops related to rail and cable ride products. (*For NEOS only, an extended 3-year warranty is available for purchase, providing 4 years of cumulative coverage.)
8. **LIMITED SIX (6) MONTHS WARRANTY:** PlaySoleil solar powered light.

BUYER'S REMEDY: If any products prove defective or non-conforming under normal use and within the above-prescribed warranty periods and material categories, Buyer must promptly notify Playworld Systems, Inc. in writing at 1000 Buffalo Road, Lewisburg, PA 17837 USA. Playworld may elect to inspect the alleged defect at Buyer's site or at Playworld's facility. Buyer shall not return products to Playworld unless authorized by Playworld to do so. Authorized returns must be properly packaged and shipped prepaid and insured, at Buyer's expense. Upon verification of warranty coverage, Playworld may elect, in its sole discretion, to repair defective or non-conforming products, or replace

them by delivering products or parts free of charge to the site. Playworld's limited warranties do not cover the cost of labor to remove defective or non-conforming parts or to install repaired or replacement parts. By use of these limited warranties, Buyer accepts their terms and limitations, and waives any rights it would otherwise have to claim or assert that such warranties fail of their essential purpose. Buyer agrees that venue for any court action to enforce these limited warranties shall be in Union County in the State of Pennsylvania.

LIMITATIONS: All warranty periods begin on the date of Playworld's invoice. Repaired and/or replacement parts are warranted only for the balance of the original limited warranty period. Warranties extend only to the original Buyer/end user for products purchased from Playworld or a Playworld authorized reseller, and are not transferable.

Warranties apply only to Playworld products that are erected and installed in conformance with Playworld installation instructions, and that are maintained and inspected in conformance with Playworld maintenance and operational instructions.

Warranties specifically do not cover Playworld products:

- for cosmetic damage or flaws occurring under normal use, such as surface scratches, minor chips, hairline cracks, dents, marring, efflorescence, color fade, discoloration, corrosion/rust, fraying, or warping of recycled plastic lumber;
- that have been modified, altered, or repaired by unauthorized third parties;
- that have not been used as designed or intended, or misused;
- to which non-Playworld parts have been added or substituted;
- that have been removed from their original location and re-installed elsewhere;
- for changes in appearance of natural materials over time or cosmetic defects such as checks or splits in timber components;
- or that have been damaged due to excessive wear and tear, vandalism, abnormal use, abuse, negligence, environmental factors (such as wind-blown sand, salt spray, or airborne emissions from industrial sources), extreme weather (such as hail, flooding, lightning, tornados, sandstorms, earthquakes, or wind storms), and acts of God.

Playworld does not warrant that any particular color will be available for any specific period of time, and reserves the right, in its sole discretion, to discontinue any color for any reason.

THE FOREGOING LIMITED WARRANTY IS THE SOLE AND EXCLUSIVE WARRANTY FOR SELLER'S PRODUCTS, AND IS IN LIEU OF ALL OTHER WARRANTIES, EXPRESS OR IMPLIED, IN LAW OR IN FACT. SELLER SPECIFICALLY DISCLAIMS ALL OTHER WARRANTIES, EXPRESS OR IMPLIED, INCLUDING, WITHOUT LIMITATION, ALL IMPLIED WARRANTIES OF MERCHANTABILITY AND FITNESS FOR A PARTICULAR USE OR PURPOSE, AND ANY IMPLIED WARRANTIES ARISING OUT OF COURSE OF DEALING OR PERFORMANCE OR TRADE USAGE. SELLER SHALL NOT BE LIABLE FOR ANY INCIDENTAL, CONSEQUENTIAL, EXEMPLARY, SPECIAL, OR PUNITIVE DAMAGES, OR ANY LOSS OF REVENUE, PROFIT, OR USE ARISING OUT OF A BREACH OF THIS WARRANTY OR IN CONNECTION WITH THE SALE, INSTALLATION, MAINTENANCE, USE, OPERATION, OR REPAIR OF ANY PRODUCT. IN NO EVENT WILL SELLER BE LIABLE FOR ANY AMOUNT GREATER THAN THE PURCHASE PRICE OF A DEFECTIVE PRODUCT.



Safety & Standards



CERTIFICATIONS AND SAFETY STANDARDS: ISO 14001 certification guarantees that Playworld Systems, Inc. meets the highest standards for environmental-responsible manufacturing.



ISO 9001 certification guarantees that Playworld Systems, Inc. meets stringent quality-control standards in manufacturing our play equipment.

The Consumer Product Safety Commission (CPSC) – Look for “CPSC Pub.325” to see Playworld Systems, Inc.’s CPSC-compliant products.

- **CPSIA** – Playworld Systems, Inc.’s products meet or exceed the requirements of the Consumer Products Safety Improvement Act (CPSIA) of 2008.



The European Norm (EN) covers general safety requirements and test methods. Look for “EN1176” to see Playworld Systems, Inc.’s EN-compliant products.



The European RoHS directive restricts the use of six hazardous materials in the manufacture of electronic equipment, and seeks to reduce the amount of hazardous materials entering electronic products. All Playworld Systems, Inc.’s electronic products are RoHS compliant.

- **Singaporean Standard** – Based primarily on the ASTM standards, the Singaporean Standard is widely used throughout Asia.



In the interest of playground safety, the International Play Equipment Manufacturers Association (IPEMA) provides a Third Party Certification Service

whereby a designated independent laboratory, TÜV SÜD America Inc., (TÜV), validates an equipment manufacturer's certification of conformance to the ASTM F1487 Standard Consumer Safety Performance Specification for Playground Equipment for Public Use, except sections 7.1.1, 10, 13.1.1, 13.1.2, 13.2, and 13.3; to CAN/CSA Z614 Children's Playspaces and Equipment, except clauses 10 and 11; or both. A list of current validated products may be viewed at www.ipema.org.

In the Interest of playground safety, the International Play Equipment Manufacturers Association (IPEMA) provides a Third Party Certification program whereby a designated independent laboratory, TÜV SÜD America Inc., (TÜV), validates a surfacing manufacturer's certification of conformance to ASTM F1292, Standard Specification for Impact Attenuation Under and Around Playground Equipment Performance Criterion, Section 4.2; ASTM F1292, Standard Specification for Impact Attenuation Under and Around Playground Equipment Performance Criterion (in its entirety); ASTM F3351, Standard Test Method for Impact Testing In Laboratory at Specified Test Height; and for an engineered wood fiber manufacturer its certification of conformance, also to ASTM F2075, Standard Specification for Engineered Wood Fiber for Use as a Playground Safety Surface Under and Around Playground Equipment; and for a Loose Fill Rubber manufacturer its certification of conformance, also to ASTM F3012, Standard Specification for Loose Fill Rubber for Use as a Playground Safety Surface under and around Playground Equipment. A list of current validated products, their thickness and critical height may be viewed at www.ipema.org.

TERMS OF SALE • PRICES: Prices are subject to change without notice. Unless otherwise stated in writing, all prices are F.O.B. Lewisburg, PA, USA, and shall be exclusive of installation, surfacing, transportation, insurance, taxes, license fees, customs fees, duties, premiums, fees, and other charges. DESIGN: Playworld Systems, Inc. continually improves play equipment to better serve our customers and therefore reserves the right to change the design specifications without notice.

Index

270° Horizontal Loop Ladder	184	Challengers® Jolly Roger	105	Fun Centers™ Design #5	96
360° Stainless Steel Spiral Slide.....	171	Challengers® Jungle Excursion	72	Fun Centers™ Design #7	97
90° Cloud Walk.....	186	Challengers® Leila's Landing	84	Funky Animals.....	123
90° Glide Slide.....	169	Challengers® Lilah's Lookout	108	Gator Climber	153
ABC/123 Panel.....	193	Challengers® Maycee's Maze	83	Garden Panel	192
Accessible Climber	178	Challengers® Northern Lights	107	Gears Insert.....	195
Accessible Swing Seat.....	127	Challengers® Penn's Woods	73	GEO Access Gate	196
Accessible Whirl	116	Challengers® Pirate's Cove	74	GEO Arch Climber	179
Activity Panels	194	Challengers® Primary Safari.....	106	GEO Barrier.....	196
Adventure Bridge	186	Challengers® Rebel Rock	106	GEO Climber	179
Adventure Series Components.....	182-183	Challengers® Rockin Reef.....	80	GEO Vertical Climber	179
Adventure Tubes.....	129, 187	Challengers® Sarah's Palace.....	75	Glide Slide	128, 170
AeroGlider™	166	Challengers® Scavengers Castle.....	105	Gorilla Tunnel Climber.....	152
Airplane Half Panel.....	190	Challengers® School Yard Junction w/ Shade.....	107	Hammerhead Shark Climber	152
Angled Climber	181	Challengers® Slide Shuffle	108	Heavy Duty Swings.....	127
Angled Flag.....	198	Challengers® Sonic Station	102	Hex Cabana Roof.....	198
Anywhere Seat	197	Challengers® Step & Slide.....	107	Home Dome	132
Arch Bridge.....	186	Challengers® Tic-Tac-Go!.....	108	Hopscotch Climber	180
Arch Swings.....	127	Challengers® Timber Grove.....	104	Horizontal Spiral Ladder.....	184
Art Panel.....	192	Challengers® Tot Lot.....	107	Horn Panel.....	191
Babble-On	197	Challengers® Trailblazer w/ Shade	81	Inclined Cliff Hanger®.....	178
Balance Beams.....	130	Challengers® Tree Frog Forest.....	77	Inclusion.....	36-45
Balance Trax.....	130	Challengers® Triplex.....	107	Inchworm Climber	153
Ball Maze Insert.....	195	Challengers® Up & Over.....	84	Infant Fun Center.....	94
Bambino Kiddie Corner	103	Challengers® Zelda's Fortress.....	105	infiNET™ INET-1700	100
Bambino Playville	103	Chimes Banner	191	infiNET™ INET-2200	62
Barriers.....	196	Chime Panel	191	infiNET™ INET-2210	62
Beanstalk Climber.....	180	Chinning/Turning Bar	184	Jumble Gym	142
Bell Half Panel.....	190	Classic Standard Swings	126	Jungle Rock Climber.....	153
Bell Panel.....	191	Climbing Squares	98-99, 178	Jungle Rock Link	153
Bench Boulder.....	148	Climbing Squares Cliffs.....	99	KaleidoBarrier	197
Benches	162	Climbing Squares Hillocks.....	99	KaleidoClimber	180
Bernie Bus.....	122	Climbing Squares Knobs.....	99	KaleidoCrossing.....	185
Bing Boing.....	120	Coated Decks	196	KaleidoCrossing Catwalk	186
Black Bear Tunnel Climber	152	Coated Oval Crawl Tube.....	187	Kinetic Flag.....	198
Blue Butterfly Climber	153	Color	202-205	Kinetic Topper.....	198
Boulders.....	148	Components.....	164-198	KPE: Kid Powered Energy	189
Boulder Hill Slide.....	128	Concerto™	114-115	Ladybug Climber	152
Boulder Ropes	149	Cone Spinners	117	Ladybug Hill Tunnel Climber.....	153
Bounce Button.....	130, 168	Construction Insert.....	195	LifeTrail®	158-159
Bouncing Drawbridge	167	Converge.....	185	Lilly Pods.....	185
Bow Climber.....	177	Coral Reef Climber.....	152	LiveWire Zip Line™	125
Branch Out® Adventure Grove.....	172	Corrugated Peak Roof.....	198	Log Crawl	150
Branch Out® Anchor	172	Cosmic Warp.....	142	Log Hop	150
Branch Out® Belt Connector.....	173	Counting Insert.....	195	Log Pillars	150, 176
Branch Out® Cargo Net.....	173	Cozy Cocoon™	118	Log Steps Climber	153
Branch Out® Gateway.....	100, 172	Crawl-Thru Panel	193	Log Tube	129, 187
Branch Out® Hammock	173	Crazy Bones Bridge	186	Loopy Whoop.....	118
Branch Out® Pedestal	173	Critter Crossing™	168	Lumberjack Hollow Tunnel.....	153
Branch Out® Rope Bridge Connector.....	172	Cruise Line™	125	Magnifying Panel	189
Branch Out® Trunk w/Fabric Canopy	173	Deck-to-Deck Climber.....	185	Maze Half Panel	190
Branch Out® Trunk w/Perf Metal Shade.....	173	Deck-to-Deck Rope Bridge.....	185	Mighty Descent.....	15, 135, 170
Branch Out® Twisted Net Connector.....	173	Deep Rung Arch Climber.....	181	ModPods™	101, 140, 174
Branch Out® Zig-Zag.....	173	Denali Net.....	139	Monorail	125, 167
Brig Panel.....	188	Denali Net Bridge	185	Moon Rock Climber	142
Bridges	186	Disco Spinner.....	197	Move It Insert	195
Bubble Panel.....	193	Door Panel.....	192	Mushroom Path Stepper	153
Bugs: Half Panel	190	Driver Half Panel	190	Naica™	6-7, 10-11, 134
Bunny Climber	152	Driver Panel	192	Nature Hunt Panel.....	189
Butterfly Climber.....	132	Drop Zone Tower™	167	Nature-Inspired Components	150, 176
Cabana Roof.....	198	Drum Cannon Panel.....	188	Nautical Porthole Panel.....	188
Camber Half Square Roof	198	Drum Panel.....	191	Nautical Sail.....	198
Camber Hex Roof.....	198	Drum Set.....	132	NEOS® 360 Accessible.....	112
Campground.....	108	Duo Seesaw	121	NEOS® Arc	113
Canyon Crossing	185	Early Childhood Playgrounds	86-109	NEOS® Wall.....	113
Castle Arch.....	198	Early Childhood T-Swing.....	126	Nucleo.....	120
Castle Boulder.....	148	ENERGI®	156-157	Nuvo™ 360° Spiral Slide.....	128, 169
Castle Treasure Hunt Panel	188	EZ-Digger	133	Nuvo™ Curvy Climber.....	179
Castle Wall Climber.....	177	Find The Way Home Panel	193	Nuvo™ Double Glide Slide.....	169
Castle Window Barrier	188	FirstPlay™ Infant Fun Center	94	Nuvo™ Loop Climber.....	185
Catacombs Insert.....	195	FirstPlay™ Toddler Design #3	95	Nuvo™ Roof.....	198
Catwalk	186	FirstPlay™ Toddler Design #5	95	Nuvo™ Swirl Roof.....	198
Challengers® Aanyah's Adventure	84	FirstPlay™ Toddler Design #7	95	Nuvo™ Transfer Station	196
Challengers® Adventure Mountain	76	FirstPlay™ Toddler Design #8	95	Nuvo™ Twist Climber	179
Challengers® Ahoy Matey	75	Fitness & Wellness Systems.....	154-159	Oval Crater Arch	183
Challengers® Amelia's Expedition.....	83	Flex Tread Climbers	180	Oval Crater Wall	183
Challengers® Camp Conifer	72	Flower Climber.....	132	Overdrive.....	119
Challengers® Cardinal Zone.....	77	Fossil Jam	151	Overhead Ladder w/ Parallel Bars.....	184
Challengers® Diana's Dreamland	108	Freddy Firetruck.....	122	Parallel Bars.....	130
Challengers® Adventure Mountain	83	Freestanding	110-153	Perforated Steel Carnival Roof	198
Challengers® Fort Twist.....	108	Freestanding Passage Adventure Tube	129	Picnic Boulder	148
Challengers® Geo Mountain.....	107	Frog Climber.....	153	Picnic Table	162
Challengers® GeoScramble.....	81	Fun Centers™ Design #1	96	PlayCubes®	16-17, 56-61, 100, 141
Challengers® Hap's Happening	84	Fun Centers™ Design #2	96	Playdozer.....	133
Challengers® Hattie's Hideout.....	84	Fun Centers™ Design #3	97	PlayExpress.....	133
Challengers® Jack's Journey	82	Fun Centers™ Design #4	97	PlayForm 7® Laminated Bamboo	146-147

Playground Gallery	24-35	Shade	163, 198	Tree House Climber	177
Playmakers® Abigail's Maze	78	Shifting Sands Insert	195	Tree House Doorway	189
Playmakers® Community Corner	44	Sidewalk	131, 168	Tree Log Climber	153
Playmakers® Cooper's Corner	103	Sidewinder Cycle w/ Sidecar.....	122	Triple Shoot-Out	131
Playmakers® Cubic Knot.....	79	Silo Climber	179	Tripple Racer Slide™	171
Playmakers® Dynamic Rays	79	Single Post Swing w/Toddler Beam	126	Tubes	129, 187
Playmakers® FUNderstorm	82	Site Amenities.....	160-163	Tube Slide.....	169
Playmakers® Imagination Station	45	Sky Rail	166	Tucson Turtle Climber.....	153
Playmakers® Mighty Woods	67	Skylight	198	Twist 'N Twirl™	184
Playmakers® Monster Mash-Up.....	80	Sky Swivels	184	Twist and Shout Slide.....	128, 170
Playmakers® Raelyn's Oasis.....	103	Sky Towers®	68-71	Twisted Steel Climber.....	179
Playmakers® Superhero	84	Sky Towers® Crimson Sky	70	U-Bounce	168
Playmakers® Valor Valley	66	Sky Towers® Hannah's Hideaway	68	Unity® Basket Swing	126
Playmakers® Wavescape.....	78	Sky Towers® Jude's Tower	70	Unity® Basket Swing Add-A-Baby	126
Playseat.....	197	Sky Towers® Lydia's Rainbow	71	Unity® Connect.....	64-65
PlaySimple® Eagle Summit	85	Sky Towers® Toula's Tower	69	Unity® Dome	138
PlaySimple® Lookout Point	85	Slide-A-Side	169	Unity® Dome Sensory Connections	138
PlaySimple® Mega Fun Station.....	109	Slides	128, 169-171	Unity® Hoopla Swing	126
PlaySimple® Mega Tunnel Junction.....	85	Slide-n-Learn Panel	193	Unity® Large Canopy	138
PlaySimple® Mighty Fun Mountain	109	Sliding Pole.....	171	Unity® RockR	120
PlaySimple® Rock-N-Slide	85	Sling Seat	197	Unity® Slide Climber	128
PlaySimple® Simply Play	109	Slither Slide	15, 169, 170	Unity® SpinR 2 Seats.....	116
PlaySimple® Tunnel Junction	109	Slither Slide Arch	183	Unity® Steppers	130
PlaySoleil™	76, 84, 105, 198	Solar Climber.....	178	Unity® Teeter Tunnel® w/Perf Top.....	121
PlayTown® Butterfly Climber.....	132	Solar System Half Panel.....	190	Unity® Web	138
PlayTown® Butterfly Garden.....	89	Spin Central.....	118, 168	Upper Silo Climber.....	178
PlayTown® Chatterry.....	90	Spin Cup.....	119	Vaquero.....	125
PlayTown® Community Helpers w/ Tunnel	90	Spin Racer Panel	192	VertiClimber.....	179
PlayTown® Emily's Playhouse.....	89	Spinami	118	Vortex	118, 167
PlayTown® Flower Climber.....	132	Spintastic	119	Vine Climber	177
PlayTown® Garden Crawl Tunnel.....	91	Spiral Climber	181	Walk the Plank.....	167
PlayTown® Garden Sensory Wall for 2 Inserts.....	91	Spraying Mates®	122	Warranty.....	199
PlayTown® Gas Station	93	Spring Riders.....	122-123	Warm-Up Equipment	157
PlayTown® Music Store	93	Stainless Steel Slide.....	171	Wave Rider Seesaw	120
PlayTown® Nature Station.....	93	Stairs & Ladder	196	Whale Climber	152
PlayTown® Oscar's Farm	88	Stationary Buttons	131	Whale Tail Climber	152
PlayTown® Playground	93	Steel Curve Climber	178	Wheelchair Ramps	196
PlayTown® Playhouse	91	Steering Wheel	197	Whimsy Wheel Panel	192
PlayTown® Riley's Rescue	89	Steering Wheel Half Panel	188	Whirl-a-Round	116
PlayTown® Silly Tree	91	Step Around	197	Whirligig	119
PlayTown® Toll Booth.....	93	Stepped Platform	196	Whirlwind Climbers.....	142, 178
PlayTown® Traffic Light.....	90	Stern Climber.....	177	Wide Glide Slide	170
PlayTown® Trike Path Signs	93	Straight Horizontal Loop Ladder	184	Wildwood Climber	177
PlayTown® Truck	90	Stretch & Go Arm & Shoulder Circles	157	Window Panel w/Push Clicker.....	192
PlayWood™ Arch Bridge.....	186	Stretch & Go Recumbent Bike	157	Window Planter Panel.....	189
PlayWood™ Climber	177	Stretch & Go Shoulder Slide.....	157	Zig Zag Slide.....	170, 175
PlayWood™ Barrier.....	189	Stretch & Go Switch Glider	157	ZoomTrax	124
PlayWood™ Peak Roof	198	Stretch & Go The Twister	157		
PlayWood™ Square Deck	196	Stone Pillars	150, 176		
Post Mount Bells.....	191	Storefront Panel.....	193		
Post Tops	198	Summit Climbers.....	142		
Post w/Ladder Climber	181	Sunken Treasure Hunt Panel	188		
Pufferfish Tunnel Climber.....	153	Super Dome	142		
Pup Tent Climber	150	Swings.....	126-127		
Puzzle Inserts	195	Swing Along	127		
Quattro Seesaw	121	Swing Along Seat	127		
Quito™	6-9, 135	Swirl Saucer	119		
Rainbow Insert	195	T-Rex.....	151		
Raptor Rock Head.....	151	Tactile Insert	195		
Raptor Rock Tail.....	151	Telescope	196		
Receptacles.....	162	Tetherball	131		
Replacement Parts	203	Themed Flags	198		
Revo.....	119	Themed Slither Slide	170		
Rhythm Wall	132	Themed Spiral Slide.....	170		
Ribbon Climber.....	180	Tianzi™	6-7, 12-13, 50-55, 136-137		
Ridge Boulder.....	148	Tic-Tac-Toe Panel.....	192		
Ripple Bridge	186	Timber Stacks™ Albany	145		
RockBlocks®	143, 175	Timber Stacks™ Eugene.....	145		
Rock Climber.....	178	Timber Stacks™ Longview.....	145		
Rock Log.....	150	Timber Stacks™ Macon.....	145		
Rocky Ridge Climber	178	Timber Stacks™ Mount Vernon.....	144		
Roller Slither Slide.....	170	Timber Stacks™ Olympia.....	145		
Rope Ascension	181	Timber Stacks™ Salem.....	144		
Rope Ladder	181	Timber Stacks™ Spokane.....	145		
Rope Link	183	Timber Trail Bridge.....	186		
Rope Net Climber.....	181	Tire Swing	127		
RopeScapes™	6-7, 14-15, 48-49, 52-55	Toss-Up.....	131		
Round-About.....	184	Tower Boulder.....	148		
Round-the-Corner.....	179	Tower Steel Climber.....	181		
Rumble Seat Slide	128, 171	Transfer Station.....	196		
Rushmore™	180	Transition Climber.....	185		
Sand & Water Table w/ Lollitops™	133	Trashcan.....	162		
Scavenger Hunt Panel.....	193	Treasure Tumble Panel.....	193		
School-Age Playgrounds	46-85	Tree Climber	181		
Sculpted Play Elements	152-153	Tree Log Climber	153		
Seesaw	121	Tree House Barrier	189		



THE PERFECT PIGMENT



Rope Colors

**Special order colors*




Red



*Khaki**



*Orange**



Blue



*Yellow**



*Purple**



*Golf Green**



Beige



*Bright Green**



*Steel Grey**




Green




Black

Colors are subject to change without notice. Color swatches are for reference only. For accurate color samples and the most up-to-date specifications consult your local representative. Playworld uses high quality materials and state-of-the-art manufacturing processes. Commercial playgrounds and products are subjected to years of environmental and solar exposure. Such extreme exposure takes its toll on paints and pigments, and all colors will fade over time. Playworld does not warrant against color fading or discoloration. It is important to properly maintain your playground to ensure its longevity. Depending on environmental conditions at your location, the installation of fabric shade structures may help to delay fading and discoloration.

Plastisol Coating Colors




Brown




Gray

Boulders Colors



Desert Sand



Slate

Rapid Response

Maintenance Parts Program

Your purchase of a Playworld playground means you are receiving the highest quality product in the industry. With that comes superior service and support. If, during the life of your playground, you need to replace a part, your need is our top priority. You can expect a timely response after you submit your request via one of these methods:

[Playworld.com/Parts](https://www.playworld.com/Parts)

Phone: 800.233.8404 or +1.570.522.9800



ROTOMOLDED COLORS



COMPONENT & POST COLORS



1-COLOR SHEET PLASTIC



2-COLOR SHEET PLASTIC



PlaySimple®



FirstPlay™ Toddler



Fun Centers™









Colors are subject to change without notice. Color swatches are for reference only. For accurate color samples and the most up-to-date specifications consult your local representative. Playworld uses high quality materials and state-of-the-art manufacturing processes. Commercial playgrounds and products are subjected to years of environmental and solar exposure. Such extreme exposure takes its toll on paints and pigments, and all colors will fade over time. Playworld does not warrant against color fading or discoloration. It is important to properly maintain your playground to ensure its longevity. Depending on environmental conditions at your location, the installation of fabric shade structures may help to delay fading and discoloration.



Shadesure™ Fabrics PASSES: NFPA 701 / ASTM-E84

					
Navy Blue <small>90% shade factor • 94% UV factor</small>	Royal Blue <small>86% shade factor • 94% UV factor</small>	Laguna Blue <small>91% shade factor • 96% UV factor</small>	Turquoise <small>83% shade factor • 92% UV factor</small>	Rainforest <small>89% shade factor • 96% UV factor</small>	Silver <small>88% shade factor • 93% UV factor</small>
					
Olive <small>89% shade factor • 95% UV factor</small>	Zesty Lime <small>84% shade factor • 92% UV factor</small>	Chocolate <small>92% shade factor • 93% UV factor</small>	Cinnamon <small>92% shade factor • 94% UV factor</small>	Arizona <small>84% shade factor • 92% UV factor</small>	Black <small>95% shade factor • 96% UV factor</small>
					
Desert Sand <small>80% shade factor • 92% UV factor</small>	Terracotta <small>84% shade factor • 90% UV factor</small>	Sunflower Yellow <small>70% shade factor • 94% UV factor</small>	Electric Purple <small>83% shade factor • 91% UV factor</small>	White <small>57% shade factor • 86% UV factor</small>	Red <small>80% shade factor • 86% UV factor</small>

Colourshade® FR Fabrics PASSES: NFPA 701 / ASTM-E84 / OSFM TITLE 19

					
Blue <small>80% shade factor • 85% UV factor</small>	Green <small>80% shade factor • 85% UV factor</small>	Yellow <small>80% shade factor • 89% UV factor</small>	Terracotta <small>75% shade factor • 82% UV factor</small>	Desert Sand <small>80% shade factor • 92% UV factor</small>	Silver <small>80% shade factor • 81% UV factor</small>

Your authorized Playworld representative is:



1000 Buffalo Road, Lewisburg, PA 17837-9795 USA

Phone: +1.570.522.9800 Toll-free: 800.233.8404

Playworld.com    

Playworld Systems®, Inc. is a PlayPower, Inc. company. ©2024

PlayPower®, Inc. All rights reserved.



Explore Julia's Junction on page 20!



CALLING ALL COMMUNITIES

Put inclusion into action with Playworld! We ensure visitors of all ages and abilities can experience distinct fun and daring adventure at the playground.

Scan the QR code or visit [Playworld.com/Inclusion](https://www.playworld.com/Inclusion) to learn more.